

Peterborough Police Service Board
Public Meeting Agenda: June 17, 2025 - 1:00 PM

(Held in the Hugh Waddell Boardroom and Via Teams)

1. Welcome

The Chair will call the meeting to order.

2. Land Acknowledgement

We respectfully acknowledge that we are on the treaty and traditional territory of the Mississauga Anishinaabeg. We offer our gratitude to the First Peoples for their care for, and teachings about, our earth and our relations. May we honour those teachings.

3. Approval of the Agenda

Moved by
Seconded by

That the agenda of the Peterborough Police Service Board's public meeting of June 17, 2025 be approved as **circulated/amended**. –

4. Declaration of Conflict of Interest

A declaration of conflict of interest **was/was not** noted.

5. Approval of the Minutes

Moved by
Seconded by

That the Minutes of the May 20, 2025 Peterborough Police Service Board's public meeting be approved as **circulated/amended**.

Delegations and Presentations

6. Mobile Crisis Intervention Team

Moved by
Seconded by

That the Board receive the presentation from the Mobile Crisis Intervention Team. -

Regular Portion of the Meeting

7. Chief's Remarks

Moved by
Seconded by

That the Board receive the Chief's verbal remarks. –

8. Chair's Remarks

Moved by
Seconded by

That the Board receive the Chair's verbal remarks. –

9. Policing Advisor/Liaison Remarks – Cavan Monaghan & Lakefield

Moved by
Seconded by

a) That the Board receive the Cavan Monaghan Policing Advisor/Liaison's verbal remarks from Mayor Graham. –

Moved by
Seconded by

b) That the Board receive the Lakefield Policing Advisor/Liaison's verbal remarks from Councillor Boyko. –

10. Correspondence

Nil

Reports to be Received for Information

11. Administrative Police Facility Update (Standing Item)

Moved by
Seconded by

That the Board receive the verbal update regarding the new administrative police facility at 1421 Lansdowne Street from Staff Inspector Peter Sejrup. –

12. Safer Public Spaces Initiative – Update

Moved by
Seconded by

That the Board receive the Safer Public Spaces initiative update from Chief Betts. -

13. Community F.I.R.S.T. Initiative - Update

Moved by
Seconded by

That the Board receive the Community F.I.R.S.T. initiative update from Chief Betts. –

14. First Quarter Complaints Report

Moved by
Seconded by

That the Board receive the First Quarter Complaints Report from Staff Sergeant Ryan Wilson and Chief Betts. –

15. First Quarter Occurrence Statistics (All Violations) Report

Moved by
Seconded by

That the Board receive the 2025 First Quarter Occurrence Statistics (All Violations) Report from Inspector Ralph and Chief Betts. –

16. First Quarter Contract Policing Reports: Cavan Monaghan and Lakefield

a) Cavan Monaghan

Moved by
Seconded by

That the Board receive the 2025 First Quarter Policing Report for Cavan Monaghan Township from Inspector Ralph and Chief Betts. –

b) Lakefield

Moved by
Seconded by

That the Board receive the 2025 First Quarter Policing Report for the Ward of Lakefield from Inspector Ralph and Chief Betts. –

17. First Quarter Crime Statistics Report

Moved by
Seconded by

That the Board receive the 2025 First Quarter Crime Statistics Report from Inspector Elliott and Chief Betts. –

18. Annual Audit of the Seized Property and Evidence Management Unit

Moved by
Seconded by

That the Board receive the Audit of the Seized Property and Evidence Management Unit Report from Niquel Pritchard Pataki, Manager of Strategic Risk Management Services. –

19. 2024 Annual Report

Moved by
Seconded by

That the Board receive the 2024 Annual Report from Chief Betts. –

Reports Requiring Discussion and/or Decision

Nil

Committee Reports

20. Finance/Budget Committee

2026 Board Operating Budget

Moved by
Seconded by

That the Board receive the report regarding the 2026 Board-approved Board Operating Budget from the Finance/Budget Committee and the Executive Assistant. –

21. Policy/Planning Committee

Board Policy: Critical Points

Moved by
Seconded by

That the Board receive the information from the Policy/Planning Committee and the Executive Assistant regarding a new Board-approved Critical Points Policy.

Further, that the Critical Points Policy is hereby enacted by the Peterborough Police Service Board on the 17th day of June, 2025.-

Unfinished Business

22. Public Announcements of the Auction Fund Grant

Moved by
Seconded by

- a) That the Board receive the announcement regarding an Auction Fund grant to the Lakefield Community Garden from the Executive Assistant. –
- b) That the Board receive the announcement regarding an Auction Fund grant to the Lakefield Literary Festival from the Executive Assistant. –

New Business

Nil

23. Approval To Go In-Camera

Moved by
Seconded by

That the Peterborough Police Service Board move into closed session for consideration of confidential matters pursuant to Section 44(a) through (l) of the *Community Safety and Policing Act, 2019*, including, but not limited to, for subject matter related to potential litigation, human resources matters and legal matters that are subject to solicitor-client privilege. –

24. Ratification and Adjournment

Moved by
Seconded by

That the Board ratify all actions of today's date and the public meeting be adjourned. –

Peterborough Police Service Board May 20, 2025 – Public Minutes

Minutes of the public meeting of the Peterborough Police Service Board held in the Hugh Waddell Boardroom and via Teams.

Members Present:
(In the Boardroom) Drew Merrett, Vice-Chair
Mayor Jeff Leal
Councillor Gary Baldwin
Steve Girardi

Members Present:
(Via Teams) Mary ten Doeschate, Chair

Also Present:
(In the Boardroom) Stuart Betts, Chief of Police
Jamie Hartnett, Deputy Chief of Police
Lisa Wilson, Executive Assistant to the Board

Guest Present:
(In the Boardroom) Councillor John Boyko, Lakefield Policing Liaison

Regrets: Mayor Matthew Graham, Cavan Monaghan Policing Liaison
Hank Zehr, Policing Advisor, SOLGEN

1. Welcome

The Chair called the meeting to order at 1:04 pm.

2. Land Acknowledgement

We respectfully acknowledge that we are on the treaty and traditional territory of the Mississauga Anishinaabeg. We offer our gratitude to the First Peoples for their care for, and teachings about, our earth and our relations. May we honour those teachings.

3. Approval of the Agenda

Moved by Steve Girardi
Seconded by Gary Baldwin

That the agenda of the Peterborough Police Service Board's public meeting of May 20, 2025 be approved as circulated. –

CARRIED

4. Declaration of Conflict of Interest

A declaration of conflict of interest was not noted.

5. Approval of the Minutes

Moved by Jeff Leal
Seconded by Drew Merrett

That the Minutes of the April 15, 2025 Peterborough Police Service Board public meeting be approved as circulated. –

CARRIED

6. Chief's Remarks

Moved by Jeff Leal
Seconded by Steve Girardi

That the Board receive the Chief's verbal remarks. –
CARRIED

7. Chair's Remarks

Moved by Drew Merrett
Seconded by Gary Baldwin

That the Board receive the Chair's verbal remarks. –
CARRIED

8. Policing Advisor/Liaison Remarks – Cavan Monaghan & Lakefield

a) Cavan Monaghan – Nil

Moved by Jeff Leal
Seconded by Drew Merrett

b) That the Board receive the Lakefield Policing Advisor/Liaison's verbal remarks from Councillor Boyko. –
CARRIED

9. Correspondence

Nil

10. Administrative Police Facility Update (Standing Item)

Moved by Steve Girardi
Seconded by Jeff Leal

That the Board receive the verbal update regarding the new administrative police facility at 1421 Lansdowne Street from Staff Inspector Sejrup. –
CARRIED

11. Finance & Budget Committee

2024 Year-End Financial Report for the Board Accounts

Moved by Steve Girardi
Seconded by Drew Merrett

That the Board receive the 2024 Year-End Financial Report for the Board accounts from the Executive Assistant.

Further, that the Board request that City Council allocate the 2024 legal account budgetary surplus of \$6,108 to the Police Service Board Legal Fees Reserve account. –

CARRIED

12. Approval To Go In-Camera

Moved by Jeff Leal
Seconded by Gary Baldwin

That the Peterborough Police Service Board move into closed session for consideration of confidential matters pursuant to Section 44(a) through (l) of the *Community Safety and Policing Act, 2019*, including, but not limited to, for subject matter related to potential litigation, human resources matters and legal matters that are subject to solicitor-client privilege. –

CARRIED

The Chair recessed the public meeting at 1:25 pm.

The Chair reconvened the public meeting at 3:10 pm.

13. Ratification and Adjournment

Moved by Drew Merrett
Seconded by Steve Girardi

That the Board ratify all actions of today's date and the public meeting be adjourned at 3:10 pm. –

CARRIED

Read and approved this 17th day of June, 2025.

Lisa Wilson, Executive Assistant

Mary ten Doeschate, Chair

Peterborough Police Service Board - Board Report



Public Session

To: Chair and Members of the
Peterborough Police Service Board

From: Staff Sergeant Ryan Wilson

Report Date: 5/28/2025

Meeting Date: 6/17/2025

Subject: 2025 First Quarter (Q1) Complaints Summary

Purpose

A report to inform the Police Service Board of the 2025, Q1 Complaint Statistics and other relevant information from the Professional Standards Unit.

Recommendation

That the Board receive this Report for their information.

Strength Impact

Not applicable.

Budget and Financial Implications

Not applicable.

Background

Section 37(1)(i) of the *Community Safety and Policing Act (CSPA)* requires the Board to “monitor the chief of police’s handling of discipline within the police service.” This Report is submitted in accordance with the *Act*.

Summary

There were 16 complaints received in Q1-2025. This is down 46% from 30 received in this period last year. The complaints are categorized into the following types:

Public complaints include all complaints from the Law Enforcement Complaints Agency (LECA) and any that the public brings forward to the Service against Peterborough Police Service members.

Internal complaints are matters that are driven from internal processes which are known as Chief's Complaints. These are documented by supervisors and are dealt with under the *CSPA*.

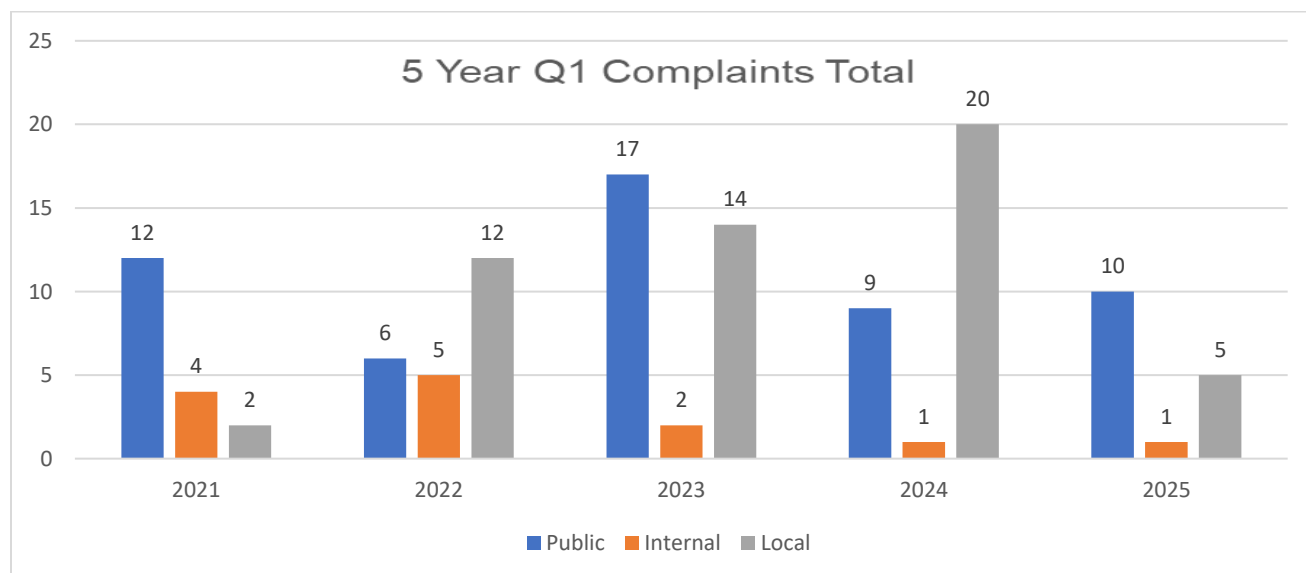
Local complaints are less serious and informal matters that citizens raise against officers/civilian members or procedures of the Service. These are raised to make the Service aware but are not official complaints.

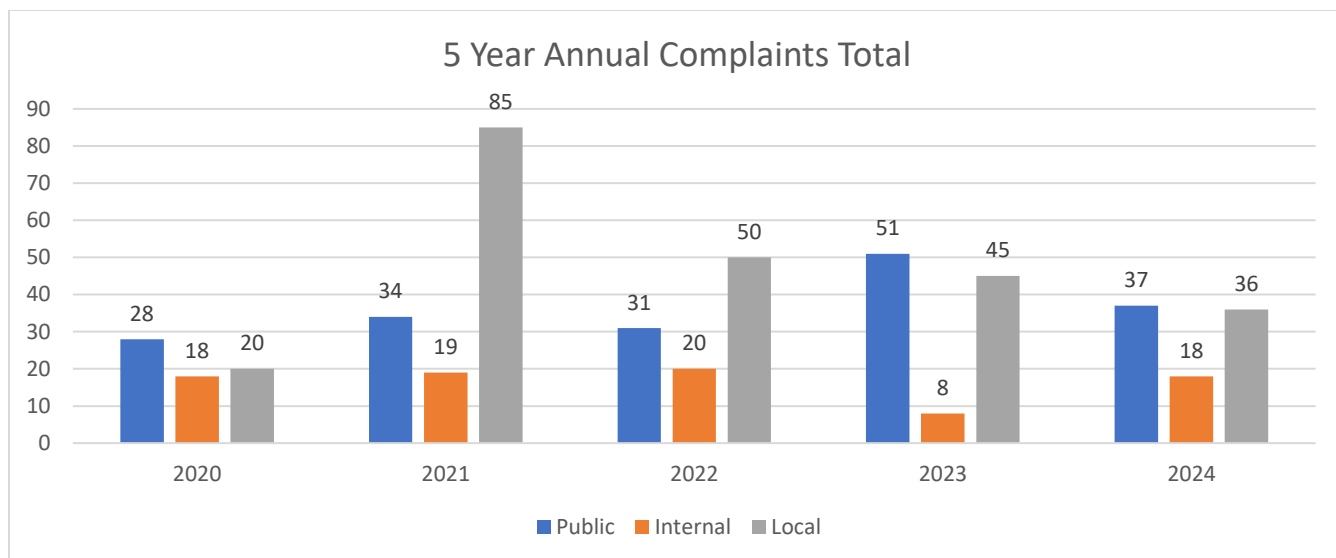
Category	Q1 2024	Q1 2025
Public	9	10
Internal	1	1
Local	20	5

Of the 10 Public Complaints in Q1-2025, the status is as follows:

- 7 complaints were screened out by LECA and not investigated.
- 1 complaint was resolved through Early Resolution.
- 1 complaint was resolved through an Informal Resolution Agreement.
- 1 complaint is ongoing.

The one internal complaint was investigated and found to be substantiated.





Special Investigations Unit (SIU):

There were no active SIU investigations during Q1-2025.

Coroner's Inquest:

There were no Coroner's Inquests in Q1-2025.

Civil Matters:

There was one new civil matter brought forward against the Peterborough Police Service during Q1-2025.

The Organization currently has 11 matters that are in the Civil/Human Rights (HRT) process:

1. 1 from 2018 – Civil
2. 1 from 2020 – Civil
3. 1 from 2021 – Civil
4. 1 from 2022 – HRT
5. 2 from 2023 – Civil
6. 4 from 2024 – 2 Civil & 2 HRT
7. 1 from 2025 – Civil

Prepared by: Ryan Wilson, Staff Sergeant – Professional Standards

Reviewed by: Peter Sejrup, Staff Inspector – Executive Officer to the Chief

Submitted by: Stu Betts, Chief of Police

Peterborough Police Service Board - **Board Report**



Public Session

To: Chair and Members of the Peterborough Police Service Board
From: Craig Ralph, Inspector of Operations
Report Date: Monday, June 2, 2025
Meeting Date: Tuesday, June 17, 2025
Subject: Q1 2025 Occurrence Stats – City of Peterborough (All Violations)

Purpose

This Report has been prepared to inform the Board of the first quarter of 2025 Occurrence Stats – All Violations, which includes all criminal offences and non-criminal offence calls that the Peterborough Police Service responded to in the City of Peterborough.

Recommendation

It is recommended that that the Board receive this Report for their information.

Strength Impact

None

Budget and Financial Implications

None

Work Load

In the first quarter of 2025, the City of Peterborough experienced a total of 1,884 reported criminal offence-related calls for service, reflecting a 9% increase compared to the 1,726 criminal offence-related calls reported during the same period in 2024.

There were 7,917 non-criminal offence calls in the first quarter of 2025, marking a 2.8% decrease from the 8,143 non-criminal offence calls reported during the same period in 2024.

The total number of criminal offence and non-criminal offence calls for service in the City of Peterborough, during the first quarter of 2025, reached 9801, representing a 0.7% decrease from the 9,869 calls recorded in the same period of 2024.

Community Services

The Community Services Unit has dedicated officers assigned to Peterborough schools, where they collaborate with staff to create and maintain a supportive learning environment that is safe and accepting for all students and staff. Their efforts aim to foster a positive school climate and address any issues that may arise, ensuring the well-being and security of the entire school community.

During the first quarter of 2025, Community Services Officers conducted 243 visits to Peterborough schools and facilitated 25 lockdown drills.

Traffic Safety

In the first quarter of 2025, a total of 1,218 Provincial Offence Notices (PONs) were issued. Contributing to this total was the Traffic Unit's effort, which included conducting traffic details in Peterborough.

Five-year Provincial Offence Notices summary:

2021	2022	2023	2024	2025	+/- % 2024/2025
2,119	1,401	2,229	1,564	1,218	-22%

In the first quarter of 2025, there were 757 reported motor vehicle collisions, marking a 22.7% increase from the 617 collisions reported during the same period in 2024.

Summary

Five-year comparison of reported Occurrence Stats (All Violations) for Offence and Non-Offence calls for service in Peterborough for the first quarter:

2021	2022	2023	2024	2025	+/- % 2024/2025
7,965	7,514	9,269	9,869	9801	-0.7%

Please see the attached appendix for a complete listing of the first quarter of 2025 Occurrence Stats – All Violations.

Prepared by: Craig Ralph, Inspector of Operations
Reviewed by: Jamie Hartnett, Deputy Chief of Police
Submitted by: Stu Betts, Chief of Police

Occurrence Stats (All Violations)

Violation group - Unknown						Clearance			
		Reported	Unfounded	Actual	Not cleared	By Charge	Otherwise	Rate	Complete Solved
8532	Suspicious vehicle	68	0	68	0	0	0	0.0%	41
8534	Criminal Record Check - Master Code	2	0	2	0	0	0	0.0%	2
8535	Trouble with Youth	37	0	37	1	0	2	5.4%	35
8543 0005	Executed Warrant - Bench	82	0	82	0	1	0	1.2%	84
8543 0010	Executed Warrant - Committal	6	0	6	0	0	0	0.0%	7
8543 0060	Executed Warrant - In First Instance (Person)	197	0	197	0	4	0	2.0%	189
8543 0065	Executed Warrant - Probation and Parole	1	0	1	0	0	0	0.0%	1
8543 0090	Search Warrant Executed - Residence	4	0	4	0	0	0	0.0%	4
8571 0030	Registry - Vulnerable Person	11	0	11	0	0	0	0.0%	11
8575 0100	DRUG related occurrence	10	0	10	0	0	10	100.0%	0
8575 0120	Overdose/Suspected Overdose - Opioid Related	1	0	1	1	0	0	0.0%	0
8575 0130	Overdose/Suspected Overdose - Naloxone administered by Police	2	0	2	0	0	0	0.0%	2
8888	FAMILY DISPUTE	143	0	143	3	2	2	2.8%	137
8890	SUSPICIOUS PACKAGE	1	0	1	0	0	0	0.0%	1
8892	911 call / 911 hang up	49	0	49	0	0	0	0.0%	45
8894	Traffic Hazard - Vehicle/Debris/Animal/Pedestrian	21	0	21	0	0	0	0.0%	16
8896	Vehicle impoundment (VIP)	6	0	6	0	6	0	100.0%	0
8899	DUPLICATE OCCURRENCE	110	0	110	0	0	0	0.0%	121
8901 0020	Focused Patrol	76	0	76	0	0	0	0.0%	76
8902	Distraction Theft	2	0	2	2	0	0	0.0%	0
8911	Conditional Sentence Order (CSO)	6	0	6	0	6	0	100.0%	0
8971 0010	Bullying (School)	3	0	3	1	0	2	66.7%	2
8971 0020	Bullying (Cyber)	1	0	1	1	0	0	0.0%	0
		839	0	839	9	19	16	4.2%	774
Violation group - Violent						Clearance			
		Reported	Unfounded	Actual	Not cleared	By Charge	Otherwise	Rate	Complete Solved
1330	Sexual Assault	22	2	20	13	2	6	40.0%	0
1345	Sexual Interference	2	0	2	2	0	1	50.0%	0

Occurrence Stats (All Violations)

Violation group - Violent						Clearance			
		Reported	Unfounded	Actual	Not cleared	By Charge	Otherwise	Rate	Complete Solved
1350	Invitation to Sexual Touching	3	0	3	0	3	0	100.0%	0
1370	Luring a child via a computer	2	0	2	0	2	0	100.0%	0
1390	Non-Consensual Distribution of Intimate Images	2	0	2	1	1	0	50.0%	0
1410	Aggravated Assault - Level 3	2	0	2	1	1	0	50.0%	0
1420	Assault With Weapon or Causing Bodily Harm - Level 2	34	0	34	10	25	0	73.5%	0
1430	Assault - Level 1	112	0	112	39	62	12	66.1%	0
1435	Motor vehicle theft when violence used, threatened or attempted	1	0	1	0	1	0	100.0%	0
1457	Pointing a Firearm	3	0	3	0	3	0	100.0%	0
1460	Assault Peace Officer	6	0	6	0	6	0	100.0%	0
1480	Other Assaults / Admin Noxious thing	1	0	1	0	1	0	100.0%	0
1516	Forcible confinement	2	0	2	0	2	0	100.0%	0
1610 0010	Robbery - Threat of Violence	6	0	6	3	1	2	50.0%	0
1620	Extortion	8	0	8	7	1	0	12.5%	0
1625	Criminal Harassment	28	0	28	4	9	14	82.1%	0
1626	Indecent/Harassing Communications	3	0	3	0	1	2	100.0%	0
1627 0010	Utter Threats to Person	64	0	64	22	30	12	65.6%	0
1627 0040	Utter Threats to Person - Government Employee (non-police)	1	0	1	1	0	0	0.0%	0
1629	Arson - Disregard for Human Life	1	0	1	0	1	0	100.0%	0
		303	2	301	103	152	49	66.8%	0

Violation group - Provincial Statutes						Clearance			
		Reported	Unfounded	Actual	Not cleared	By Charge	Otherwise	Rate	Complete Solved
7100 0004	Liquor Licence and Control Act, 2019 - Having	1	0	1	0	1	0	100.0%	0
7100 0005	Liquor Licence and Control Act, 2019 - Intoxicated	9	0	9	0	9	0	100.0%	0
7300	Other Provincial Acts	4	0	4	0	2	2	100.0%	0
8560	Trespass To Property Act	181	0	181	4	52	9	33.7%	109
8832 0010	Compulsory Automobile Insurance Act - No Insurance	26	0	26	0	26	0	100.0%	0
8832 0020	Compulsory Automobile Insurance Act - Not provide ins. Card	93	0	93	0	77	22	106.5%	0
8832 0030	Compulsory Automobile Insurance Act - Other	5	0	5	0	4	1	100.0%	0

Occurrence Stats (All Violations)

Violation group - Provincial Statutes					Clearance			
	Reported	Unfounded	Actual	Not cleared	By Charge	Otherwise	Rate	Complete Solved
8881 0002 Traffic - 3 day Suspension (warn range)	2	0	2	0	2	0	100.0%	0
8881 0021 Driver's Licence Suspension [30 Day] - STUNT/RACING - 172 HTA	1	0	1	0	1	0	100.0%	0
8900 0010 Traffic Complaint - HTA	294	0	294	0	1	0	0.3%	131
8900 0020 Traffic Complaint - Charged HTA	695	0	695	1	688	0	99.0%	0
8900 0030 Traffic Complaint - Warned HTA	574	0	574	0	116	442	97.2%	1
8900 0050 Traffic Complaint - Other HTA	111	0	111	0	0	1	0.9%	89
8900 0090 HTA Racing, all 172(1) offences excluding speed over	7	0	7	0	7	0	100.0%	0
8900 0130 Traffic Complaint - Possible Impaired	53	0	53	0	0	3	5.7%	26
	2056	0	2056	5	986	480	71.3%	356

Violation group - Property & Vehicles					Clearance			
	Reported	Unfounded	Actual	Not cleared	By Charge	Otherwise	Rate	Complete Solved
8502 Landlord / Tenant	43	0	43	0	0	0	0.0%	47
8503 0010 Community Service - Display	1	0	1	0	0	0	0.0%	1
8503 0040 Community Service - Presentation	75	0	75	0	0	0	0.0%	75
8503 0050 Community Service - Other	60	0	60	0	0	0	0.0%	63
8514 0010 Insecure Condition - Building	11	0	11	0	0	0	0.0%	11
8521 0010 MVC - PERSONAL INJURY (MOTOR VEHICLE COLLISION)	64	0	64	0	25	0	39.1%	38
8521 0020 MVC - PROP. DAM. NON REPORTABLE (MOTOR VEHICLE COLLISION)	351	0	351	0	11	1	3.4%	282
8521 0030 MVC - PROP. DAM. REPORTABLE (MOTOR VEHICLE COLLISION)	246	0	246	0	31	0	12.6%	256
8521 0040 MVC - PROP. DAM. FAILED TO REM (MOTOR VEHICLE COLLISION)	141	0	141	0	6	0	4.3%	12
8521 0050 MVC - PERS. INJ. FAILED TO REMAIN (MOTOR VEHICLE COLLISION)	1	0	1	0	0	0	0.0%	0
8521 0060 MVC - FATAL (MOTOR VEHICLE COLLISION)	0	0	0	0	1	0	0.0%	2
8521 0070 MVC - OTHERS (MOTOR VEHICLE COLLISION)	9	0	9	0	0	0	0.0%	9
8527 0005 Found - License Plate	6	0	6	0	0	0	0.0%	5
8527 0007 Found - Computer, parts & accessories	1	0	1	0	0	0	0.0%	2
8527 0020 Found - Personal Accessories	58	0	58	0	0	0	0.0%	58
8527 0040 Found - Household Property	3	0	3	0	0	0	0.0%	3
8527 0050 Found - Jewellery	2	0	2	0	0	0	0.0%	2

Occurrence Stats (All Violations)

Violation group - Property & Vehicles					Clearance			
	Reported	Unfounded	Actual	Not cleared	By Charge	Otherwise	Rate	Complete Solved
8527 0090 Found - Radio, TV, Sound-Reprod. Equip.	9	0	9	0	0	0	0.0%	11
8527 0100 Found - Sporting Goods, Hobby Equip.	1	0	1	0	0	0	0.0%	1
8527 0110 Found - Machinery & Tools	4	0	4	0	0	0	0.0%	4
8527 0120 Found - Bicycles	10	0	10	0	0	0	0.0%	9
8527 0140 Found - Others	61	0	61	0	0	0	0.0%	61
8528 0005 Lost - License Plate	4	0	4	0	0	0	0.0%	1
8528 0007 Lost - Computer, parts & accessories	1	0	1	0	0	0	0.0%	0
8528 0020 Lost - Personal Accessories	33	0	33	1	0	0	0.0%	0
8528 0050 Lost - Jewellery	5	0	5	0	0	0	0.0%	0
8528 0090 Lost - Radio, TV, Sound-Reprod. Equip.	4	0	4	0	0	0	0.0%	0
8528 0140 Lost - Others	11	0	11	0	0	0	0.0%	0
8531 0010 Towed Veh. - Private Property	9	0	9	0	0	0	0.0%	9
8531 0020 Towed Veh. - Public Property	2	0	2	0	0	0	0.0%	2
8531 0030 Towed Veh. - Snow Removal	14	0	14	0	0	0	0.0%	14
8531 0070 Towed Veh. - Other	10	0	10	0	0	0	0.0%	10
8545 0010 Vehicle Recovered - Automobile	3	0	3	0	0	0	0.0%	1
8549 0020 Abandoned Vehicle - Automobile	5	0	5	0	0	0	0.0%	4
8549 0110 Abandoned Vehicle - Other Vehicles	1	0	1	0	0	0	0.0%	1
	1259	0	1259	1	74	1	6.0%	994

Violation group - Property					Clearance			
	Reported	Unfounded	Actual	Not cleared	By Charge	Otherwise	Rate	Complete Solved
2110 0010 Arson - Auto	1	0	1	1	0	0	0.0%	0
2120 0010 Unlawful in a dwelling house	2	0	2	0	2	0	100.0%	0
2120 0020 Break & Enter - Business	23	0	23	15	9	0	39.1%	0
2120 0030 Break & enter - Residence	31	0	31	23	10	0	32.3%	0
2120 0040 Break & Enter - Other	8	0	8	6	1	0	12.5%	0
2125 Break & Enter - steal firearm from motor vehicle	1	0	1	0	1	0	100.0%	0
2130 0180 Theft Over \$5,000 - Persons	1	0	1	1	0	0	0.0%	0

Occurrence Stats (All Violations)

Violation group - Property					Clearance			
	Reported	Unfounded	Actual	Not cleared	By Charge	Otherwise	Rate	Complete Solved
2130 0190 Theft Over \$5,000 - Trailers	1	0	1	1	0	0	0.0%	0
2135 0010 Theft of - Automobile	12	0	12	9	4	0	33.3%	0
2135 0020 Theft of - Trucks	2	0	2	2	0	0	0.0%	0
2135 0030 Theft of - Motorcycles	2	0	2	2	0	0	0.0%	0
2135 0130 Theft of - Other Motor Vehicles	0	0	0	0	1	0	0.0%	0
2140 0125 Theft Under \$5,000 - Construction Site	1	0	1	1	0	0	0.0%	0
2140 0140 Theft Under \$5,000 - Bicycles	6	0	6	5	1	0	16.7%	0
2140 0170 Theft Under \$5,000 - Building	8	0	8	6	2	0	25.0%	0
2140 0180 Theft Under \$5,000 - Persons	81	0	81	60	19	2	25.9%	0
2140 0200 Theft Under \$5,000 - Other Theft	9	0	9	5	3	1	44.4%	0
2140 0235 Theft Under \$5,000 - Gasoline Drive-off	15	0	15	14	0	1	6.7%	0
2142 Theft FROM Motor Vehicles Under \$5,000	55	0	55	54	1	0	1.8%	0
2143 Theft Under \$5,000 SHOPLIFTING	402	0	402	233	180	18	49.3%	0
2153 Possession of Stolen Goods over \$5,000	1	0	1	0	2	0	200.0%	0
2156 Possession of Stolen Goods under \$5,000	11	0	11	0	11	0	100.0%	0
2160 0010 Fraud - Steal/Forge/Poss./Use Credit Card	49	0	49	43	4	0	8.2%	0
2160 0030 Fraud - Forgery & Uttering	2	0	2	2	1	0	50.0%	0
2160 0050 Fraud - Fraud through mails	1	0	1	0	1	0	100.0%	0
2160 0060 Fraud - Money/property/security Over \$5,000	19	0	19	18	0	2	10.5%	0
2160 0070 Fraud - Money/property/security Under \$5,000	56	0	56	51	11	0	19.6%	0
2160 0090 Fraud - Other	3	0	3	3	0	0	0.0%	0
2160 0100 Personation with Intent (fraud)	1	0	1	0	1	0	100.0%	0
2165 Identity Theft	3	0	3	2	1	0	33.3%	0
2166 Identity Fraud	11	0	11	11	0	0	0.0%	0
2170 Mischief	94	0	94	54	30	13	45.7%	0
2170 0002 Mischief Graffiti - Non-Gang Related	8	0	8	8	0	0	0.0%	0
2170 0040 Mischief - Interfere with lawful use, enjoyment of property	7	0	7	0	8	0	114.3%	0
	927	0	927	630	304	37	36.8%	0

Occurrence Stats (All Violations)

Violation group - Persons and Escorts					Clearance			
	Reported	Unfounded	Actual	Not cleared	By Charge	Otherwise	Rate	Complete Solved
8510 0010 Prisoner Escort, Adult (Local)	150	0	150	0	1	0	0.7%	144
8510 0020 Prisoner Escort, Adult (Out Of Town)	10	0	10	0	0	0	0.0%	9
8510 0030 Prisoner Escort, Youth (Local)	11	0	11	0	0	0	0.0%	11
8510 0040 Prisoner Escort, Youth (Out Of Town)	8	0	8	0	0	0	0.0%	8
8511 0040 Traffic Escort - Parade	1	0	1	0	0	0	0.0%	1
8520 0020 Missing Person 12 & older	1	0	1	0	0	0	0.0%	1
8520 0050 Missing Person Located Under 12	2	0	2	0	0	0	0.0%	2
8520 0060 Missing Person Located 12 & older	81	0	81	0	0	0	0.0%	84
8529 Mental Health Act	106	0	106	1	1	2	2.8%	100
8529 0110 Mental Health Act - Attempt Suicide	19	0	19	0	0	0	0.0%	19
8529 0120 Mental Health Act - Threat of Suicide	54	0	54	0	0	1	1.9%	53
8529 0130 Mental Health Act - Voluntary Transport	41	0	41	0	0	0	0.0%	42
8529 0140 Mental Health Act - Placed on Form	8	0	8	0	0	0	0.0%	8
8529 0150 Mental Health Act - Apprehension	85	0	85	0	1	0	1.2%	87
8530 0010 Sudden Death - Accidental	3	0	3	1	0	0	0.0%	3
8530 0020 Sudden Death - Suicide	5	0	5	3	0	0	0.0%	4
8530 0030 Sudden Death - Natural Causes	40	0	40	2	0	0	0.0%	38
8530 0060 Sudden Death - Apparent Overdose/Overdose	6	0	6	4	0	0	0.0%	10
8541 Property Damage	1	0	1	0	0	0	0.0%	1
8546 Unwanted Persons	460	0	460	0	1	0	0.2%	326
8546 0200 Hate or Bias Motivated Incident - Non Criminal	0	0	0	0	0	0	0.0%	1
8547 Neighbour Dispute	132	0	132	1	3	4	5.3%	132
8548 Keep the Peace	78	0	78	0	1	0	1.3%	73
8846 0010 Elder Abuse - Crime against the person (Senior)	10	0	10	7	3	0	30.0%	0
8846 0020 Elder Abuse - Property crime (Senior)	66	0	66	60	8	0	12.1%	0
8846 0030 Elder Abuse - Other (Senior)	0	0	0	0	0	0	0.0%	1
8877 Proceeds of Crime	1	0	1	0	1	0	100.0%	0
8878 0010 Youth victim- Under 12 - Crime against the person	6	0	6	4	1	0	16.7%	0
8879 0010 Youth victim - 12 - 17 - Crime against the person	32	0	32	10	9	15	75.0%	0

Occurrence Stats (All Violations)

Violation group - Persons and Escorts					Clearance			
	Reported	Unfounded	Actual	Not cleared	By Charge	Otherwise	Rate	Complete Solved
8879 0020 Youth victim - 12 - 17 - Property crime	3	0	3	2	1	0	33.3%	0
	1420	0	1420	95	31	22	3.7%	1158
Violation group - Other					Clearance			
	Reported	Unfounded	Actual	Not cleared	By Charge	Otherwise	Rate	Complete Solved
3375 Possession of Weapons	5	0	5	4	0	1	20.0%	0
3375 0010 Offensive Weapons - Possession of Weapons	12	0	12	0	10	2	100.0%	0
3410 0010 Bail Violations - Fail To Comply	103	0	103	5	100	5	101.9%	0
3410 0020 Bail Violations - Fail To Appear	39	0	39	0	39	0	100.0%	0
3410 0040 Bail Violations - Appearance Notice	58	0	58	0	58	0	100.0%	0
3410 0070 Breach of Recognizance (811)	12	0	12	0	13	0	108.3%	0
3420 0030 Uttering Counterfeit Money	1	0	1	1	0	0	0.0%	0
3430 Disturb the Peace	135	0	135	133	0	3	2.2%	0
3450 0010 Indecent acts - Other	3	0	3	2	1	0	33.3%	0
3455 0030 Child Pornography - Possess child pornography	6	0	6	4	4	0	66.7%	0
3455 0090 Child Pornography - Other	2	0	2	2	0	0	0.0%	0
3456 Child Pornography - Making or distributing	1	0	1	1	0	0	0.0%	0
3470 Obstruct Public Peace Officer	4	0	4	0	4	0	100.0%	0
3490 Trespass at Night	4	0	4	0	4	0	100.0%	0
3510 Fail to Attend Court	35	0	35	0	35	0	100.0%	0
3520 Breach of Probation	193	0	193	1	195	0	101.0%	0
3540 Utter Threats to Property / Animals	1	0	1	0	1	0	100.0%	0
3730 0020 Disobey court order/Misconduct executing process	9	0	9	0	8	0	88.9%	0
3730 0180 Public Mischief - mislead peace officer	1	0	1	0	2	0	200.0%	0
3750 Interception/disclosure of communication	2	0	2	0	2	0	100.0%	0
	626	0	626	153	476	11	77.8%	0
Violation group - Municipal Licenses					Clearance			
	Reported	Unfounded	Actual	Not cleared	By Charge	Otherwise	Rate	Complete Solved
8523 0010 Noise Complaint - Vehicle	13	0	13	0	0	1	7.7%	6

Occurrence Stats (All Violations)

Violation group - Municipal Licenses					Clearance			
	Reported	Unfounded	Actual	Not cleared	By Charge	Otherwise	Rate	Complete Solved
8523 0015 Noise Complaint - Residence	87	0	87	0	0	0	0.0%	73
8523 0016 Noise Complaint - Business	1	0	1	0	0	0	0.0%	1
8523 0020 Noise Complaint - Animal	5	0	5	0	0	0	0.0%	4
8523 0030 Noise Complaint - Others	24	0	24	0	0	0	0.0%	10
	130	0	130	0	0	1	0.8%	94
Violation group - Miscellaneous					Clearance			
	Reported	Unfounded	Actual	Not cleared	By Charge	Otherwise	Rate	Complete Solved
8500 0020 Animal Bite	2	0	2	0	0	0	0.0%	2
8500 0040 Animal Injured	1	0	1	0	0	0	0.0%	1
8500 0050 Animal - Other	9	0	9	0	0	0	0.0%	7
8506 Intimate Partner Violence	318	0	318	13	73	14	27.4%	207
8507 Suspicious Person	566	0	566	1	0	4	0.7%	219
8507 0050 Suspected Human Trafficking	0	0	0	0	0	0	0.0%	1
8508 Cannabis Control Act, 2017	3	0	3	0	2	1	100.0%	0
8508 0040 Drive/care and control vehicle/boat - cannabis available/open baggage	3	0	3	0	3	0	100.0%	0
8509 0010 Phone - Nuisance - No Charges Laid	4	0	4	0	0	0	0.0%	3
8509 0030 Phone - Threatening - No Charges Laid	1	0	1	0	0	0	0.0%	1
8526 0010 Police Information #1	432	0	432	2	0	0	0.0%	433
8550 0010 Other #1	466	0	466	0	0	0	0.0%	478
8550 0020 Other #2	188	0	188	0	0	0	0.0%	110
8550 0030 Other #3	38	0	38	0	0	0	0.0%	37
8550 0040 Other #4	29	0	29	0	0	0	0.0%	12
8552 Bomb Threat	1	0	1	0	1	0	100.0%	0
8851 Road Rage	7	0	7	0	0	0	0.0%	1
8860 0010 Assist Other Police Agency	107	0	107	1	0	0	0.0%	102
8860 0020 Assist Ambulance	84	0	84	0	0	0	0.0%	82
8860 0025 Assist Children's Aid Society	2	0	2	0	0	0	0.0%	2
8860 0030 Assist Fire Department	13	0	13	0	0	0	0.0%	12

Occurrence Stats (All Violations)

Violation group - Miscellaneous					Clearance			
	Reported	Unfounded	Actual	Not cleared	By Charge	Otherwise	Rate	Complete Solved
8860 0050 Assist Govt. Agency - Provincial	2	0	2	0	0	0	0.0%	2
8860 0070 Assist Govt. Agency - Municipal	1	0	1	0	0	0	0.0%	2
8860 0080 Assist Public	257	0	257	1	0	0	0.0%	254
8860 0090 Assist - Other	5	0	5	0	0	0	0.0%	5
8862 Compassionate Message	4	0	4	0	0	0	0.0%	4
8863 Request Patrols / Property Checks	1	0	1	0	0	0	0.0%	1
8863 0040 Person Well-Being Check	291	0	291	0	0	0	0.0%	254
8870 R.I.D.E. (RIDE)	2	0	2	0	1	0	50.0%	3
8873 0010 Traffic Control - Intersection	4	0	4	0	0	0	0.0%	4
8873 0030 Traffic Control - Road Closed	3	0	3	0	0	0	0.0%	3
8873 0040 Traffic Control - Other	7	0	7	0	0	0	0.0%	7
	2851	0	2851	18	80	19	3.5%	2249

Violation group - Fed/Prov Statutes & Bylaws					Clearance			
	Reported	Unfounded	Actual	Not cleared	By Charge	Otherwise	Rate	Complete Solved
6450 Youth Criminal Justice Act (YCJA)	2	0	2	0	2	0	100.0%	0
6510 Human Trafficking (involving the use of abduction, fraud, deception or use of threat)	1	0	1	1	0	0	0.0%	0
8562 0010 Noise By-Law	10	0	10	0	0	10	100.0%	2
8562 0070 Other Municipal By-Laws	16	0	16	0	2	13	93.8%	5
	29	0	29	1	4	23	93.1%	7

Violation group - Drugs					Clearance			
	Reported	Unfounded	Actual	Not cleared	By Charge	Otherwise	Rate	Complete Solved
4120 Possession - Cocaine	7	0	7	0	4	2	85.7%	0
4130 Possession - Other Controlled Drugs and Substances Act	16	0	16	0	4	11	93.8%	0
4150 Possession - Methamphetamine (Crystal Meth)	1	0	1	0	0	1	100.0%	0
4170 Possession-Opioid (other than heroin)	1	0	1	0	1	0	100.0%	0
4220 Trafficking - Cocaine	3	0	3	0	2	0	66.7%	0
4230 Trafficking - Other Controlled Drugs and Substances Act	4	0	4	0	3	0	75.0%	0
4250 Trafficking - Methamphetamine (Crystal Meth)	2	0	2	0	2	0	100.0%	0

Occurrence Stats (All Violations)

Violation group - Drugs

						Clearance			
		Reported	Unfounded	Actual	Not cleared	By Charge	Otherwise	Rate	Complete Solved
4270	Trafficking - Opioid (other than heroin)	3	0	3	0	3	0	100.0%	0
		37	0	37	0	19	14	89.2%	0

Violation group - Driving Offences

						Clearance			
		Reported	Unfounded	Actual	Not cleared	By Charge	Otherwise	Rate	Complete Solved
9130 0020	Dangerous Operation - Motor Vehicle	3	0	3	0	3	0	100.0%	0
9133	DANGEROUS OPERATION - EVADE POLICE (PURSUIT)	4	0	4	2	2	0	50.0%	0
9230 0020	Impaired Operation (Alcohol) - Motor Vehicle	12	0	12	0	12	0	100.0%	0
9237	Operation while impaired (unspecified)	17	0	17	0	17	0	100.0%	0
9267	Failure or refusal to comply with demand (unspecified)	2	0	2	0	2	0	100.0%	0
9313	Fail to Stop or Remain - C.C.	1	0	1	0	1	0	100.0%	0
9320	Drive While Prohibited (Crim. Code)	5	0	5	0	5	0	100.0%	0
		44	0	44	2	42	0	95.5%	0

Violation group - Alarms, Accidents & Deaths

						Clearance			
		Reported	Unfounded	Actual	Not cleared	By Charge	Otherwise	Rate	Complete Solved
8501 0030	False Alarm - Accidental Trip	41	0	41	0	0	0	0.0%	41
8501 0040	False Alarm - Malfunction	36	0	36	0	0	0	0.0%	5
8501 0070	False Alarm - Others	12	0	12	0	0	0	0.0%	10
8501 0080	False Alarm - Cancelled	10	0	10	0	0	0	0.0%	10
8513 0010	Fire - Building	2	0	2	0	0	0	0.0%	2
8513 0020	Fire - Vehicle	1	0	1	0	0	0	0.0%	1
		102	0	102	0	0	0	0.0%	69

Totals

						Clearance			
		Reported	Unfounded	Actual	Not cleared	By Charge	Otherwise	Rate	Complete Solved
		10623	2	10621	1017	2187	673	26.9%	5701

Occurrence Stats (All Violations)

Violation group - Unknown						Clearance			
		Reported	Unfounded	Actual	Not cleared	By Charge	Otherwise	Rate	Complete Solved
8532	Suspicious vehicle	68	0	68	0	0	0	0.0%	41
8534	Criminal Record Check - Master Code	2	0	2	0	0	0	0.0%	2
8535	Trouble with Youth	37	0	37	1	0	2	5.4%	35
8543 0005	Executed Warrant - Bench	82	0	82	0	1	0	1.2%	84
8543 0010	Executed Warrant - Committal	6	0	6	0	0	0	0.0%	7
8543 0060	Executed Warrant - In First Instance (Person)	197	0	197	0	4	0	2.0%	189
8543 0065	Executed Warrant - Probation and Parole	1	0	1	0	0	0	0.0%	1
8543 0090	Search Warrant Executed - Residence	4	0	4	0	0	0	0.0%	4
8571 0030	Registry - Vulnerable Person	11	0	11	0	0	0	0.0%	11
8575 0100	DRUG related occurrence	10	0	10	0	0	10	100.0%	0
8575 0120	Overdose/Suspected Overdose - Opioid Related	1	0	1	1	0	0	0.0%	0
8575 0130	Overdose/Suspected Overdose - Naloxone administered by Police	2	0	2	0	0	0	0.0%	2
8888	FAMILY DISPUTE	143	0	143	3	2	2	2.8%	137
8890	SUSPICIOUS PACKAGE	1	0	1	0	0	0	0.0%	1
8892	911 call / 911 hang up	49	0	49	0	0	0	0.0%	45
8894	Traffic Hazard - Vehicle/Debris/Animal/Pedestrian	21	0	21	0	0	0	0.0%	16
8896	Vehicle impoundment (VIP)	6	0	6	0	6	0	100.0%	0
8899	DUPLICATE OCCURRENCE	110	0	110	0	0	0	0.0%	121
8901 0020	Focused Patrol	76	0	76	0	0	0	0.0%	76
8902	Distraction Theft	2	0	2	2	0	0	0.0%	0
8911	Conditional Sentence Order (CSO)	6	0	6	0	6	0	100.0%	0
8971 0010	Bullying (School)	3	0	3	1	0	2	66.7%	2
8971 0020	Bullying (Cyber)	1	0	1	1	0	0	0.0%	0
		839	0	839	9	19	16	4.2%	774

Violation group - Provincial Statutes						Clearance			
		Reported	Unfounded	Actual	Not cleared	By Charge	Otherwise	Rate	Complete Solved
8560	Trespass To Property Act	181	0	181	4	52	9	33.7%	109
8832 0010	Compulsory Automobile Insurance Act - No Insurance	26	0	26	0	26	0	100.0%	0

Occurrence Stats (All Violations)

Violation group - Provincial Statutes					Clearance			
	Reported	Unfounded	Actual	Not cleared	By Charge	Otherwise	Rate	Complete Solved
8832 0020 Compulsory Automobile Insurance Act - Not provide ins. Card	93	0	93	0	77	22	106.5%	0
8832 0030 Compulsory Automobile Insurance Act - Other	5	0	5	0	4	1	100.0%	0
8881 0002 Traffic - 3 day Suspension (warn range)	2	0	2	0	2	0	100.0%	0
8881 0021 Driver's Licence Suspension [30 Day] - STUNT/RACING - 172 HTA	1	0	1	0	1	0	100.0%	0
8900 0010 Traffic Complaint - HTA	294	0	294	0	1	0	0.3%	131
8900 0020 Traffic Complaint - Charged HTA	695	0	695	1	688	0	99.0%	0
8900 0030 Traffic Complaint - Warned HTA	574	0	574	0	116	441	97.0%	1
8900 0050 Traffic Complaint - Other HTA	111	0	111	0	0	1	0.9%	89
8900 0090 HTA Racing, all 172(1) offences excluding speed over	7	0	7	0	7	0	100.0%	0
8900 0130 Traffic Complaint - Possible Impaired	53	0	53	0	0	3	5.7%	26
	2042	0	2042	5	974	477	71.1%	356
Violation group - Property & Vehicles					Clearance			
	Reported	Unfounded	Actual	Not cleared	By Charge	Otherwise	Rate	Complete Solved
8502 Landlord / Tenant	43	0	43	0	0	0	0.0%	47
8503 0010 Community Service - Display	1	0	1	0	0	0	0.0%	1
8503 0040 Community Service - Presentation	75	0	75	0	0	0	0.0%	75
8503 0050 Community Service - Other	60	0	60	0	0	0	0.0%	63
8514 0010 Insecure Condition - Building	12	0	12	0	0	0	0.0%	12
8521 0010 MVC - PERSONAL INJURY (MOTOR VEHICLE COLLISION]	64	0	64	0	25	0	39.1%	38
8521 0020 MVC - PROP. DAM. NON REPORTABLE (MOTOR VEHICLE COLLISION]	352	0	352	0	11	1	3.4%	282
8521 0030 MVC - PROP. DAM. REPORTABLE (MOTOR VEHICLE COLLISION]	246	0	246	0	31	0	12.6%	256
8521 0040 MVC - PROP. DAM. FAILED TO REM (MOTOR VEHICLE COLLISION)	141	0	141	0	6	0	4.3%	12
8521 0050 MVC - PERS. INJ. FAILED TO REMAIN (MOTOR VEHICLE COLLISION)	1	0	1	0	0	0	0.0%	0
8521 0060 MVC - FATAL (MOTOR VEHICLE COLLISION)	0	0	0	0	1	0	0.0%	2
8521 0070 MVC - OTHERS (MOTOR VEHICLE COLLISION)	9	0	9	0	0	0	0.0%	9
8527 0005 Found - License Plate	6	0	6	0	0	0	0.0%	5
8527 0007 Found - Computer, parts & accessories	1	0	1	0	0	0	0.0%	2
8527 0020 Found - Personal Accessories	58	0	58	0	0	0	0.0%	58

Occurrence Stats (All Violations)

Violation group - Property & Vehicles					Clearance			
	Reported	Unfounded	Actual	Not cleared	By Charge	Otherwise	Rate	Complete Solved
8527 0040 Found - Household Property	3	0	3	0	0	0	0.0%	3
8527 0050 Found - Jewellery	2	0	2	0	0	0	0.0%	2
8527 0090 Found - Radio, TV, Sound-Reprod. Equip.	9	0	9	0	0	0	0.0%	11
8527 0100 Found - Sporting Goods, Hobby Equip.	1	0	1	0	0	0	0.0%	1
8527 0110 Found - Machinery & Tools	4	0	4	0	0	0	0.0%	4
8527 0120 Found - Bicycles	10	0	10	0	0	0	0.0%	9
8527 0140 Found - Others	61	0	61	0	0	0	0.0%	61
8528 0005 Lost - License Plate	4	0	4	0	0	0	0.0%	1
8528 0007 Lost - Computer, parts & accessories	1	0	1	0	0	0	0.0%	0
8528 0020 Lost - Personal Accessories	33	0	33	1	0	0	0.0%	0
8528 0050 Lost - Jewellery	5	0	5	0	0	0	0.0%	0
8528 0090 Lost - Radio, TV, Sound-Reprod. Equip.	4	0	4	0	0	0	0.0%	0
8528 0140 Lost - Others	11	0	11	0	0	0	0.0%	0
8531 0010 Towed Veh. - Private Property	9	0	9	0	0	0	0.0%	9
8531 0020 Towed Veh. - Public Property	2	0	2	0	0	0	0.0%	2
8531 0030 Towed Veh. - Snow Removal	14	0	14	0	0	0	0.0%	14
8531 0070 Towed Veh. - Other	10	0	10	0	0	0	0.0%	10
8545 0010 Vehicle Recovered - Automobile	3	0	3	0	0	0	0.0%	1
8549 0020 Abandoned Vehicle - Automobile	5	0	5	0	0	0	0.0%	4
8549 0110 Abandoned Vehicle - Other Vehicles	1	0	1	0	0	0	0.0%	1
	1261	0	1261	1	74	1	5.9%	995

Violation group - Persons and Escorts					Clearance			
	Reported	Unfounded	Actual	Not cleared	By Charge	Otherwise	Rate	Complete Solved
8510 0010 Prisoner Escort, Adult (Local)	150	0	150	0	1	0	0.7%	144
8510 0020 Prisoner Escort, Adult (Out Of Town)	10	0	10	0	0	0	0.0%	9
8510 0030 Prisoner Escort, Youth (Local)	11	0	11	0	0	0	0.0%	11
8510 0040 Prisoner Escort, Youth (Out Of Town)	8	0	8	0	0	0	0.0%	8
8511 0040 Traffic Escort - Parade	1	0	1	0	0	0	0.0%	1

Occurrence Stats (All Violations)

Violation group - Persons and Escorts					Clearance			
	Reported	Unfounded	Actual	Not cleared	By Charge	Otherwise	Rate	Complete Solved
8520 0020 Missing Person 12 & older	1	0	1	0	0	0	0.0%	1
8520 0050 Missing Person Located Under 12	2	0	2	0	0	0	0.0%	2
8520 0060 Missing Person Located 12 & older	81	0	81	0	0	0	0.0%	84
8529 Mental Health Act	106	0	106	1	1	2	2.8%	100
8529 0110 Mental Health Act - Attempt Suicide	19	0	19	0	0	0	0.0%	19
8529 0120 Mental Health Act - Threat of Suicide	54	0	54	0	0	1	1.9%	53
8529 0130 Mental Health Act - Voluntary Transport	41	0	41	0	0	0	0.0%	42
8529 0140 Mental Health Act - Placed on Form	8	0	8	0	0	0	0.0%	8
8529 0150 Mental Health Act - Apprehension	85	0	85	0	1	0	1.2%	87
8530 0010 Sudden Death - Accidental	3	0	3	1	0	0	0.0%	3
8530 0020 Sudden Death - Suicide	4	0	4	2	0	0	0.0%	4
8530 0030 Sudden Death - Natural Causes	40	0	40	2	0	0	0.0%	38
8530 0060 Sudden Death - Apparent Overdose/Overdose	7	0	7	4	0	0	0.0%	10
8541 Property Damage	1	0	1	0	0	0	0.0%	1
8546 Unwanted Persons	460	0	460	0	1	0	0.2%	326
8546 0200 Hate or Bias Motivated Incident - Non Criminal	0	0	0	0	0	0	0.0%	1
8547 Neighbour Dispute	132	0	132	1	3	4	5.3%	132
8548 Keep the Peace	78	0	78	0	1	0	1.3%	73
8846 0010 Elder Abuse - Crime against the person (Senior)	10	0	10	7	3	0	30.0%	0
8846 0020 Elder Abuse - Property crime (Senior)	65	0	65	59	8	0	12.3%	0
8846 0030 Elder Abuse - Other (Senior)	0	0	0	0	0	0	0.0%	1
8877 Proceeds of Crime	1	0	1	0	1	0	100.0%	0
8878 0010 Youth victim- Under 12 - Crime against the person	7	0	7	5	1	0	14.3%	0
8879 0010 Youth victim - 12 - 17 - Crime against the person	32	0	32	9	9	15	75.0%	0
8879 0020 Youth victim - 12 - 17 - Property crime	3	0	3	2	1	0	33.3%	0
	1420	0	1420	93	31	22	3.7%	1158

Occurrence Stats (All Violations)

Violation group - Municipal Licenses					Clearance			
	Reported	Unfounded	Actual	Not cleared	By Charge	Otherwise	Rate	Complete Solved
8523 0010 Noise Complaint - Vehicle	13	0	13	0	0	1	7.7%	6
8523 0015 Noise Complaint - Residence	87	0	87	0	0	0	0.0%	73
8523 0016 Noise Complaint - Business	1	0	1	0	0	0	0.0%	1
8523 0020 Noise Complaint - Animal	5	0	5	0	0	0	0.0%	4
8523 0030 Noise Complaint - Others	24	0	24	0	0	0	0.0%	10
	130	0	130	0	0	1	0.8%	94

Violation group - Miscellaneous					Clearance			
	Reported	Unfounded	Actual	Not cleared	By Charge	Otherwise	Rate	Complete Solved
8500 0020 Animal Bite	2	0	2	0	0	0	0.0%	2
8500 0040 Animal Injured	1	0	1	0	0	0	0.0%	1
8500 0050 Animal - Other	9	0	9	0	0	0	0.0%	7
8506 Intimate Partner Violence	317	0	317	12	73	14	27.4%	207
8507 Suspicious Person	566	0	566	1	0	4	0.7%	219
8507 0050 Suspected Human Trafficking	0	0	0	0	0	0	0.0%	1
8508 Cannabis Control Act, 2017	3	0	3	0	2	1	100.0%	0
8508 0040 Drive/care and control vehicle/boat - cannabis available/open baggage	3	0	3	0	3	0	100.0%	0
8509 0010 Phone - Nuisance - No Charges Laid	4	0	4	0	0	0	0.0%	3
8509 0030 Phone - Threatening - No Charges Laid	1	0	1	0	0	0	0.0%	1
8525 0010 Police Assistance #1	1	0	1	0	0	0	0.0%	1
8526 0010 Police Information #1	433	0	433	2	0	0	0.0%	434
8550 0010 Other #1	466	0	466	0	0	0	0.0%	478
8550 0020 Other #2	188	0	188	0	0	0	0.0%	110
8550 0030 Other #3	38	0	38	0	0	0	0.0%	37
8550 0040 Other #4	29	0	29	0	0	0	0.0%	12
8552 Bomb Threat	1	0	1	0	1	0	100.0%	0
8851 Road Rage	7	0	7	0	0	0	0.0%	1
8860 0010 Assist Other Police Agency	106	0	106	1	0	0	0.0%	101
8860 0020 Assist Ambulance	84	0	84	0	0	0	0.0%	82

Occurrence Stats (All Violations)

Violation group - Miscellaneous					Clearance			
	Reported	Unfounded	Actual	Not cleared	By Charge	Otherwise	Rate	Complete Solved
8860 0025 Assist Children's Aid Society	2	0	2	0	0	0	0.0%	2
8860 0030 Assist Fire Department	13	0	13	0	0	0	0.0%	12
8860 0050 Assist Govt. Agency - Provincial	2	0	2	0	0	0	0.0%	2
8860 0070 Assist Govt. Agency - Municipal	1	0	1	0	0	0	0.0%	2
8860 0080 Assist Public	257	0	257	1	0	0	0.0%	254
8860 0090 Assist - Other	5	0	5	0	0	0	0.0%	5
8862 Compassionate Message	4	0	4	0	0	0	0.0%	4
8863 Request Patrols / Property Checks	1	0	1	0	0	0	0.0%	1
8863 0040 Person Well-Being Check	291	0	291	0	0	0	0.0%	254
8870 R.I.D.E. (RIDE)	2	0	2	0	1	0	50.0%	3
8873 0010 Traffic Control - Intersection	4	0	4	0	0	0	0.0%	4
8873 0030 Traffic Control - Road Closed	3	0	3	0	0	0	0.0%	3
8873 0040 Traffic Control - Other	7	0	7	0	0	0	0.0%	7
	2851	0	2851	17	80	19	3.5%	2250
Violation group - Fed/Prov Statutes & Bylaws					Clearance			
	Reported	Unfounded	Actual	Not cleared	By Charge	Otherwise	Rate	Complete Solved
8562 0010 Noise By-Law	10	0	10	0	0	10	100.0%	2
8562 0070 Other Municipal By-Laws	16	0	16	0	2	13	93.8%	5
	26	0	26	0	2	23	96.2%	7
Violation group - Alarms, Accidents & Deaths					Clearance			
	Reported	Unfounded	Actual	Not cleared	By Charge	Otherwise	Rate	Complete Solved
8501 0030 False Alarm - Accidental Trip	40	0	40	0	0	0	0.0%	40
8501 0040 False Alarm - Malfunction	46	0	46	0	0	0	0.0%	13
8501 0080 False Alarm - Cancelled	10	0	10	0	0	0	0.0%	10
8513 0010 Fire - Building	2	0	2	0	0	0	0.0%	2

Occurrence Stats (All Violations)

Violation group - Alarms, Accidents & Deaths					Clearance			
	Reported	Unfounded	Actual	Not cleared	By Charge	Otherwise	Rate	Complete Solved
8513 0020 Fire - Vehicle	1	0	1	0	0	0	0.0%	1
	99	0	99	0	0	0	0.0%	66
Totals	8668	0	8668	125	1180	559	20.1%	5700

Peterborough Police Service

2025 First Quarter Snapshot

PETERBOROUGH



January 1, 2025 to March 31, 2025



9,801 Calls for Service

1,884 Criminal Calls 7,917 Non-Criminal Calls



757



29

Motor Vehicle Collisions
617 Q1 2024

Impaired Driving Offences
43 Q1 2024

1,218

Provincial Offences Notices Issued



Stats below are for all service areas #ptbo #lakefield #cavanmonaghan



144



Fraud Crimes
150 Q1 2024
Down 4%

40



Sexual Assaults
48 Q1 2024
Down 17%

7



Robberies
10 Q1 2024
Down 30%

153



Assaults
160 Q1 2024
Down 4%

Crime Q1 2025



Criminal Occurrences
301 Q1 2025 v 319 Q1 2024

Bail Violations



392 Q1 2025 v 281 Q1 2024



Peterborough Police Service Board - Board Report



Public Session

To: Chair and Members of the
Peterborough Police Service Board

From: Craig Ralph, Inspector of Operations

Report Date: Monday, June 2, 2025

Meeting Date: Tuesday, June 17, 2025

Subject: Q1 Policing Activity Report – Cavan Monaghan Township

Purpose

This report is prepared to inform the Board and Mayor Graham and members of Cavan Monaghan Council of the policing activities in the Township of Cavan Monaghan for the first quarter of 2025.

Recommendation

It is recommended that the Board receive this Report for their information, and the contents be distributed to Mayor Graham.

Work Rate

In the first quarter of 2025, there were 25 criminal offence-related occurrences reported in the Township of Cavan Monaghan, a 42% decrease from the 43 criminal offence-related calls reported during the same period in 2024.

This breakdown highlights the 25 various criminal offences. These incidents included:

- thefts
- theft of motor vehicles
- frauds
- arson
- assaults
- uttering threats
- bail violations

In the first quarter of 2025, there were 485 non-criminal offence calls for service, representing an 18% increase from the 410 reported during the same period in 2024.

Specialty Unit Requirements

There were no incidents in the first quarter of 2024 that required a Specialty Unit response from the Ontario Provincial Police or Durham Regional Police.

Specialty Unit responses are those that exceed the capabilities of the Peterborough Police Service, e.g. Hostage Rescue Unit.

Community Services

The Community Services Unit has dedicated officers assigned to the Township's schools, tasked with the essential mission of supporting staff in fostering a safe and inclusive learning environment for all students and faculty members.

During the first quarter of 2025, school officers conducted a total of 25 school visits across both elementary schools and one high school. Three lockdown drills were successfully completed.

Traffic Enforcement

The Traffic Unit conducted five enforcement initiatives within the same quarter. These initiatives represent proactive measures taken above and beyond the regular duties of officers assigned to patrol Cavan Monaghan Township.

In the first quarter of 2025, there were a total of 267 Provincial Offence Notices (PONs) issued, which is consistent with the 266 Provincial Offence Notices issued during the same period in 2024.

Five-year Provincial Offences comparison of the first quarter of 2025:

2021	2022	2023	2024	2025	+/- % 2024/2025
167	151	348	266	267	+4%

Collisions

There were 44 collisions reported in the first quarter of 2025, compared to 23, during the same period in 2024.

Overtime

Overtime and statutory holiday hours related to activities in the Township for the first quarter of 2025 amounts to an approximate cost of \$1,908 a 55% decrease from \$4,273 in 2024.

Summary

Five-year comparison of the first quarter reported Occurrence Stats (All Violations) for Offence and Non-Offence calls for service in Cavan-Monaghan Township:

2021	2022	2023	2024	2025	+/- % 2024/2025
325	360	438	453	510	+12.6%

A complete summary of both offence and non-offence statistics is attached.

Prepared by: Craig Ralph, Inspector of Operations

Reviewed by: Jamie Hartnett, Deputy Chief of Police

Submitted by: Stu Betts, Chief of Police

Occurrence Stats (All Violations)

Violation group - Unknown						Clearance			
		Reported	Unfounded	Actual	Not cleared	By Charge	Otherwise	Rate	Complete Solved
8532	Suspicious vehicle	6	0	6	0	0	0	0.0%	4
8535	Trouble with Youth	2	0	2	0	0	1	50.0%	1
8888	FAMILY DISPUTE	8	0	8	0	0	0	0.0%	7
8892	911 call / 911 hang up	3	0	3	0	0	0	0.0%	3
8894	Traffic Hazard - Vehicle/Debris/Animal/Pedestrian	3	0	3	0	0	0	0.0%	3
8899	DUPLICATE OCCURRENCE	6	0	6	0	0	0	0.0%	7
8901 0020	Focused Patrol	25	0	25	0	0	0	0.0%	25
		53	0	53	0	0	1	1.9%	50
Violation group - Violent						Clearance			
		Reported	Unfounded	Actual	Not cleared	By Charge	Otherwise	Rate	Complete Solved
1330	Sexual Assault	2	0	2	2	0	0	0.0%	0
1430	Assault - Level 1	2	0	2	1	1	0	50.0%	0
1627 0010	Utter Threats to Person	3	0	3	0	0	3	100.0%	0
		7	0	7	3	1	3	57.1%	0
Violation group - Provincial Statutes						Clearance			
		Reported	Unfounded	Actual	Not cleared	By Charge	Otherwise	Rate	Complete Solved
8560	Trespass To Property Act	1	0	1	1	0	0	0.0%	0
8832 0020	Compulsory Automobile Insurance Act - Not provide ins. Card	28	0	28	0	28	0	100.0%	0
8900 0010	Traffic Complaint - HTA	31	0	31	0	0	0	0.0%	16
8900 0020	Traffic Complaint - Charged HTA	164	0	164	0	164	0	100.0%	0
8900 0030	Traffic Complaint - Warned HTA	62	0	62	0	36	24	96.8%	0
8900 0050	Traffic Complaint - Other HTA	8	0	8	0	0	1	12.5%	5
8900 0130	Traffic Complaint - Possible Impaired	5	0	5	0	0	0	0.0%	2
		299	0	299	1	228	25	84.6%	23
Violation group - Property & Vehicles						Clearance			
		Reported	Unfounded	Actual	Not cleared	By Charge	Otherwise	Rate	Complete Solved
8502	Landlord / Tenant	0	0	0	0	0	0	0.0%	1

Occurrence Stats (All Violations)

Violation group - Property & Vehicles					Clearance			
	Reported	Unfounded	Actual	Not cleared	By Charge	Otherwise	Rate	Complete Solved
8503 0040 Community Service - Presentation	10	0	10	0	0	0	0.0%	10
8503 0050 Community Service - Other	1	0	1	0	0	0	0.0%	1
8521 0010 MVC - PERSONAL INJURY (MOTOR VEHICLE COLLISION]	6	0	6	0	5	0	83.3%	2
8521 0020 MVC - PROP. DAM. NON REPORTABLE (MOTOR VEHICLE COLLISION]	18	0	18	0	0	0	0.0%	15
8521 0030 MVC - PROP. DAM. REPORTABLE (MOTOR VEHICLE COLLISION]	14	0	14	0	1	0	7.1%	14
8521 0040 MVC - PROP. DAM. FAILED TO REM (MOTOR VEHICLE COLLISION)	2	0	2	0	0	0	0.0%	0
8521 0060 MVC - FATAL (MOTOR VEHICLE COLLISION)	0	0	0	0	0	0	0.0%	1
8521 0070 MVC - OTHERS (MOTOR VEHICLE COLLISION)	4	0	4	0	0	0	0.0%	4
8527 0005 Found - License Plate	2	0	2	0	0	0	0.0%	2
8527 0140 Found - Others	1	0	1	0	0	0	0.0%	1
8531 0010 Towed Veh. - Private Property	1	0	1	0	0	0	0.0%	1
8549 0020 Abandoned Vehicle - Automobile	1	0	1	0	0	0	0.0%	1
	60	0	60	0	6	0	10.0%	53

Violation group - Property					Clearance			
	Reported	Unfounded	Actual	Not cleared	By Charge	Otherwise	Rate	Complete Solved
2110 0010 Arson - Auto	1	0	1	1	0	0	0.0%	0
2135 0020 Theft of - Trucks	1	0	1	1	0	0	0.0%	0
2140 0180 Theft Under \$5,000 - Persons	2	0	2	2	0	0	0.0%	0
2143 Theft Under \$5,000 SHOPLIFTING	2	0	2	2	0	0	0.0%	0
2160 0010 Fraud - Steal/Forge/Poss./Use Credit Card	1	0	1	0	1	0	100.0%	0
2160 0060 Fraud - Money/property/security Over \$5,000	2	0	2	2	0	0	0.0%	0
2160 0070 Fraud - Money/property/security Under \$5,000	0	0	0	0	1	0	0.0%	0
2166 Identity Fraud	2	0	2	2	0	0	0.0%	0
	11	0	11	10	2	0	18.2%	0

Violation group - Persons and Escorts					Clearance			
	Reported	Unfounded	Actual	Not cleared	By Charge	Otherwise	Rate	Complete Solved
8510 0010 Prisoner Escort, Adult (Local)	1	0	1	0	0	0	0.0%	1
8520 0050 Missing Person Located Under 12	1	0	1	0	0	0	0.0%	1

Occurrence Stats (All Violations)

Violation group - Persons and Escorts					Clearance			
	Reported	Unfounded	Actual	Not cleared	By Charge	Otherwise	Rate	Complete Solved
8520 0060 Missing Person Located 12 & older	26	0	26	0	0	0	0.0%	28
8529 Mental Health Act	1	0	1	0	0	0	0.0%	1
8529 0130 Mental Health Act - Voluntary Transport	1	0	1	0	0	0	0.0%	1
8529 0150 Mental Health Act - Apprehension	2	0	2	0	0	0	0.0%	2
8530 0020 Sudden Death - Suicide	3	0	3	2	0	0	0.0%	1
8530 0030 Sudden Death - Natural Causes	3	0	3	0	0	0	0.0%	3
8530 0060 Sudden Death - Apparent Overdose/Overdose	0	0	0	0	0	0	0.0%	1
8541 Property Damage	1	0	1	0	0	0	0.0%	1
8546 Unwanted Persons	1	0	1	0	0	0	0.0%	1
8547 Neighbour Dispute	3	0	3	0	0	0	0.0%	3
8548 Keep the Peace	4	0	4	0	0	0	0.0%	4
8846 0030 Elder Abuse - Other (Senior)	0	0	0	0	0	0	0.0%	1
8879 0010 Youth victim - 12 - 17 - Crime against the person	1	0	1	0	0	1	100.0%	0
	48	0	48	2	0	1	2.1%	49
Violation group - Other					Clearance			
	Reported	Unfounded	Actual	Not cleared	By Charge	Otherwise	Rate	Complete Solved
3410 0010 Bail Violations - Fail To Comply	3	0	3	0	2	1	100.0%	0
3430 Disturb the Peace	3	0	3	3	0	0	0.0%	0
3520 Breach of Probation	1	0	1	0	1	0	100.0%	0
	7	0	7	3	3	1	57.1%	0
Violation group - Municipal Licenses					Clearance			
	Reported	Unfounded	Actual	Not cleared	By Charge	Otherwise	Rate	Complete Solved
8523 0015 Noise Complaint - Residence	1	0	1	0	0	0	0.0%	0
	1	0	1	0	0	0	0.0%	0
Violation group - Miscellaneous					Clearance			
	Reported	Unfounded	Actual	Not cleared	By Charge	Otherwise	Rate	Complete Solved
8500 0050 Animal - Other	1	0	1	0	0	0	0.0%	1

Occurrence Stats (All Violations)

Violation group - Miscellaneous					Clearance							
					Reported	Unfounded	Actual	Not cleared	By Charge	Otherwise	Rate	Complete Solved
8506	Intimate Partner Violence				13	0	13	0	3	1	30.8%	8
8507	Suspicious Person				6	0	6	0	0	0	0.0%	3
8507 0050	Suspected Human Trafficking				0	0	0	0	0	0	0.0%	1
8526 0010	Police Information #1				39	0	39	0	0	0	0.0%	40
8550 0010	Other #1				11	0	11	0	0	0	0.0%	11
8550 0020	Other #2				6	0	6	0	0	0	0.0%	3
8550 0030	Other #3				5	0	5	0	0	0	0.0%	5
8851	Road Rage				1	0	1	0	0	0	0.0%	0
8860 0010	Assist Other Police Agency				2	0	2	0	0	0	0.0%	2
8860 0020	Assist Ambulance				4	0	4	0	0	0	0.0%	4
8860 0030	Assist Fire Department				1	0	1	0	0	0	0.0%	1
8860 0080	Assist Public				14	0	14	0	0	0	0.0%	13
8860 0090	Assist - Other				1	0	1	0	0	0	0.0%	1
8862	Compassionate Message				1	0	1	0	0	0	0.0%	1
8863 0040	Person Well-Being Check				5	0	5	0	0	0	0.0%	5
					110	0	110	0	3	1	3.6%	99
Violation group - Fed/Prov Statutes & Bylaws					Clearance							
					Reported	Unfounded	Actual	Not cleared	By Charge	Otherwise	Rate	Complete Solved
8562 0010	Noise By-Law				1	0	1	0	0	1	100.0%	0
8562 0070	Other Municipal By-Laws				10	0	10	0	0	12	120.0%	3
					11	0	11	0	0	13	118.2%	3
Violation group - Alarms, Accidents & Deaths					Clearance							
					Reported	Unfounded	Actual	Not cleared	By Charge	Otherwise	Rate	Complete Solved
8501 0030	False Alarm - Accidental Trip				3	0	3	0	0	0	0.0%	3
8501 0040	False Alarm - Malfunction				5	0	5	0	0	0	0.0%	1

Occurrence Stats (All Violations)

Violation group - Alarms, Accidents & Deaths					Clearance			
	Reported	Unfounded	Actual	Not cleared	By Charge	Otherwise	Rate	Complete Solved
8513 0010 Fire - Building	1	0	1	0	0	0	0.0%	1
	9	0	9	0	0	0	0.0%	5
Totals	616	0	616	19	243	45	46.8%	282

Occurrence Stats (All Violations)

Violation group - Unknown					Clearance							
					Reported	Unfounded	Actual	Not cleared	By Charge	Otherwise	Rate	Complete Solved
8532	Suspicious vehicle				6	0	6	0	0	0	0.0%	4
8535	Trouble with Youth				2	0	2	0	0	1	50.0%	1
8888	FAMILY DISPUTE				8	0	8	0	0	0	0.0%	7
8892	911 call / 911 hang up				3	0	3	0	0	0	0.0%	3
8894	Traffic Hazard - Vehicle/Debris/Animal/Pedestrian				3	0	3	0	0	0	0.0%	3
8899	DUPLICATE OCCURRENCE				6	0	6	0	0	0	0.0%	7
8901 0020	Focused Patrol				25	0	25	0	0	0	0.0%	25
					53	0	53	0	0	1	1.9%	50
Violation group - Provincial Statutes					Clearance							
					Reported	Unfounded	Actual	Not cleared	By Charge	Otherwise	Rate	Complete Solved
8560	Trespass To Property Act				1	0	1	1	0	0	0.0%	0
8832 0020	Compulsory Automobile Insurance Act - Not provide ins. Card				28	0	28	0	28	0	100.0%	0
8900 0010	Traffic Complaint - HTA				31	0	31	0	0	0	0.0%	16
8900 0020	Traffic Complaint - Charged HTA				164	0	164	0	164	0	100.0%	0
8900 0030	Traffic Complaint - Warned HTA				62	0	62	0	36	24	96.8%	0
8900 0050	Traffic Complaint - Other HTA				8	0	8	0	0	1	12.5%	5
8900 0130	Traffic Complaint - Possible Impaired				5	0	5	0	0	0	0.0%	2
					299	0	299	1	228	25	84.6%	23
Violation group - Property & Vehicles					Clearance							
					Reported	Unfounded	Actual	Not cleared	By Charge	Otherwise	Rate	Complete Solved
8502	Landlord / Tenant				0	0	0	0	0	0	0.0%	1
8503 0040	Community Service - Presentation				10	0	10	0	0	0	0.0%	10
8503 0050	Community Service - Other				1	0	1	0	0	0	0.0%	1
8521 0010	MVC - PERSONAL INJURY (MOTOR VEHICLE COLLISION]				6	0	6	0	5	0	83.3%	2
8521 0020	MVC - PROP. DAM. NON REPORTABLE (MOTOR VEHICLE COLLISION]				18	0	18	0	0	0	0.0%	15
8521 0030	MVC - PROP. DAM. REPORTABLE (MOTOR VEHICLE COLLISION]				14	0	14	0	1	0	7.1%	14
8521 0040	MVC - PROP. DAM. FAILED TO REM (MOTOR VEHICLE COLLISION)				2	0	2	0	0	0	0.0%	0
8521 0060	MVC - FATAL (MOTOR VEHICLE COLLISION)				0	0	0	0	0	0	0.0%	1

Occurrence Stats (All Violations)

Violation group - Property & Vehicles					Clearance			
	Reported	Unfounded	Actual	Not cleared	By Charge	Otherwise	Rate	Complete Solved
8521 0070 MVC - OTHERS (MOTOR VEHICLE COLLISION)	4	0	4	0	0	0	0.0%	4
8527 0005 Found - License Plate	2	0	2	0	0	0	0.0%	2
8527 0140 Found - Others	1	0	1	0	0	0	0.0%	1
8531 0010 Towed Veh. - Private Property	1	0	1	0	0	0	0.0%	1
8549 0020 Abandoned Vehicle - Automobile	1	0	1	0	0	0	0.0%	1
	60	0	60	0	6	0	10.0%	53

Violation group - Persons and Escorts					Clearance			
	Reported	Unfounded	Actual	Not cleared	By Charge	Otherwise	Rate	Complete Solved
8510 0010 Prisoner Escort, Adult (Local)	1	0	1	0	0	0	0.0%	1
8520 0050 Missing Person Located Under 12	1	0	1	0	0	0	0.0%	1
8520 0060 Missing Person Located 12 & older	26	0	26	0	0	0	0.0%	28
8529 Mental Health Act	1	0	1	0	0	0	0.0%	1
8529 0130 Mental Health Act - Voluntary Transport	1	0	1	0	0	0	0.0%	1
8529 0150 Mental Health Act - Apprehension	2	0	2	0	0	0	0.0%	2
8530 0020 Sudden Death - Suicide	3	0	3	2	0	0	0.0%	1
8530 0030 Sudden Death - Natural Causes	3	0	3	0	0	0	0.0%	3
8530 0060 Sudden Death - Apparent Overdose/Overdose	0	0	0	0	0	0	0.0%	1
8541 Property Damage	1	0	1	0	0	0	0.0%	1
8546 Unwanted Persons	1	0	1	0	0	0	0.0%	1
8547 Neighbour Dispute	3	0	3	0	0	0	0.0%	3
8548 Keep the Peace	4	0	4	0	0	0	0.0%	4
8846 0030 Elder Abuse - Other (Senior)	0	0	0	0	0	0	0.0%	1
8879 0010 Youth victim - 12 - 17 - Crime against the person	1	0	1	0	0	1	100.0%	0
	48	0	48	2	0	1	2.1%	49

Violation group - Municipal Licenses					Clearance			
	Reported	Unfounded	Actual	Not cleared	By Charge	Otherwise	Rate	Complete Solved
8523 0015 Noise Complaint - Residence	1	0	1	0	0	0	0.0%	0
	1	0	1	0	0	0	0.0%	0

Occurrence Stats (All Violations)

Violation group - Miscellaneous					Clearance			
	Reported	Unfounded	Actual	Not cleared	By Charge	Otherwise	Rate	Complete Solved
8500 0050 Animal - Other	1	0	1	0	0	0	0.0%	1
8506 Intimate Partner Violence	13	0	13	0	3	1	30.8%	8
8507 Suspicious Person	6	0	6	0	0	0	0.0%	3
8507 0050 Suspected Human Trafficking	0	0	0	0	0	0	0.0%	1
8526 0010 Police Information #1	39	0	39	0	0	0	0.0%	40
8550 0010 Other #1	11	0	11	0	0	0	0.0%	11
8550 0020 Other #2	6	0	6	0	0	0	0.0%	3
8550 0030 Other #3	5	0	5	0	0	0	0.0%	5
8851 Road Rage	1	0	1	0	0	0	0.0%	0
8860 0010 Assist Other Police Agency	2	0	2	0	0	0	0.0%	2
8860 0020 Assist Ambulance	4	0	4	0	0	0	0.0%	4
8860 0030 Assist Fire Department	1	0	1	0	0	0	0.0%	1
8860 0080 Assist Public	14	0	14	0	0	0	0.0%	13
8860 0090 Assist - Other	1	0	1	0	0	0	0.0%	1
8862 Compassionate Message	1	0	1	0	0	0	0.0%	1
8863 0040 Person Well-Being Check	5	0	5	0	0	0	0.0%	5
	110	0	110	0	3	1	3.6%	99
Violation group - Fed/Prov Statutes & Bylaws					Clearance			
	Reported	Unfounded	Actual	Not cleared	By Charge	Otherwise	Rate	Complete Solved
8562 0010 Noise By-Law	1	0	1	0	0	1	100.0%	0
8562 0070 Other Municipal By-Laws	10	0	10	0	0	12	120.0%	3
	11	0	11	0	0	13	118.2%	3
Violation group - Alarms, Accidents & Deaths					Clearance			
	Reported	Unfounded	Actual	Not cleared	By Charge	Otherwise	Rate	Complete Solved
8501 0030 False Alarm - Accidental Trip	3	0	3	0	0	0	0.0%	3
8501 0040 False Alarm - Malfunction	5	0	5	0	0	0	0.0%	1

Occurrence Stats (All Violations)

Violation group - Alarms, Accidents & Deaths					Clearance			
	Reported	Unfounded	Actual	Not cleared	By Charge	Otherwise	Rate	Complete Solved
8513 0010 Fire - Building	1	0	1	0	0	0	0.0%	1
	9	0	9	0	0	0	0.0%	5
Totals	591	0	591	3	237	41	47.0%	282

Peterborough Police Service

2025 First Quarter Snapshot

CAVAN
MONAGHAN

January 1, 2025 to March 31, 2025



510 Calls for Service

25 Criminal Calls

485 Non-Criminal Calls



43%

DECREASE IN CRIMINAL
CALLS FOR SERVICE
43 Q1 2024



44

Motor Vehicle Collisions
23 IN Q1 2024



Traffic enforcement
continues to be a priority.

In Q1 of 2025, officers conducted:

- 5 traffic enforcement details

267

Provincial Offence
Notices Issued

Mostly for speed and sign infractions



12.6%

INCREASE IN
ALL VIOLATIONS
REPORTED



CONNECT WITH US

Emergency? Call 9-1-1
Non-Emergency Line 705-876-1122 x225
www.peterboroughpolice.com

COMMUNITY SERVICES

- 3 LOCK DOWN DRILLS
- 26 SCHOOL VISITS



Peterborough Police Service Board - Board Report



Public Session

To: Chair and Members of the
Peterborough Police Service Board

From: Craig Ralph, Inspector of Operations

Report Date: Monday, June 2, 2025

Meeting Date: Tuesday, June 17, 2025

Subject: Q1 Policing Activity Report – Ward of Lakefield

Purpose

This Report is prepared to inform the Board, as well as Mayor Sherry Senis and members of Selwyn Council of the policing activities in the Ward of Lakefield during the first quarter of 2025.

Recommendation

It is recommended that the Board receive this Report for their information, and the contents be distributed to Mayor Senis.

Workload

In the first quarter of 2025, there were 26 criminal offence-related occurrences reported, an increase of 53% from the 17 criminal offence related calls recorded during the same period in 2024.

In the first quarter of 2025, the 26 criminal offence related occurrences included:

- theft under \$5000
- fraud over \$5000
- utter threats
- bail violations
- assault with a weapon
- assault
- criminal harassment
- fraud under \$5000
- mischief

- break & enters (residential/business)

In the first quarter of 2025, there were 156 non-criminal offence calls for service, representing a 3% decrease from the 161 calls reported during the same period in 2024.

Specialty Unit Requirements

There were no incidents in the first quarter of 2025 that required a Specialty Unit response from the Ontario Provincial Police or Durham Regional Police.

Specialty Unit responses are those that exceed the capabilities of the Peterborough Police Service, e.g. Hostage Rescue Unit.

Community Services

The Community Services Unit has an officer assigned to the Lakefield schools, with the focus of assisting staff in creating a learning environment that is safe and accepting for all students and staff.

During the first quarter of 2025, the Community Services Officers conducted two lockdown drill and completed nine school visits.

Traffic Enforcement

In the first quarter of 2025, the Traffic Unit conducted three traffic enforcement details, which contributed to the 60 Provincial Offence Notices. Traffic details will continue throughout the year as well as other targeted enforcement initiatives by both the Traffic Unit and officers assigned to police Lakefield. Speeding will continue to be monitored in areas identified and will be supported by speed measuring data collection.

Five-year Provincial Offence Notices summary:

2021	2022	2023	2024	2025	+/- % 2024/2025
43	41	108	66	60	-10%

Collisions

In the first quarter of 2025, there were 11 reported collisions, compared to the 12 collisions recorded in the same period in 2024.

These collisions can be attributed to road conditions and human error (careless driving, distracted driving, and other *Highway Traffic Act* infractions).

Overtime

In the first quarter of 2025, the cost associated with overtime for investigations and statutory holiday pay was \$1,266 compared to \$2,109 in 2024

Summary

The following are first quarter Occurrence Stats (All Violations) over the past five years:

2021	2022	2023	2024	2025	+/- % 2024/2025
215	171	164	178	182	+2%

A complete summary of both Offence and Non-Offence statistics is attached.

Prepared by: Craig Ralph, Inspector of Operations

Reviewed by: Jamie Hartnett, Deputy Chief of Police

Submitted by: Stu Betts, Chief of Police

Occurrence Stats (All Violations)

Violation group - Unknown						Clearance			
		Reported	Unfounded	Actual	Not cleared	By Charge	Otherwise	Rate	Complete Solved
8532	Suspicious vehicle	1	0	1	0	0	0	0.0%	1
8535	Trouble with Youth	1	0	1	0	0	0	0.0%	0
8888	FAMILY DISPUTE	2	0	2	0	0	0	0.0%	2
8892	911 call / 911 hang up	2	0	2	0	0	0	0.0%	2
8899	DUPLICATE OCCURRENCE	2	0	2	0	0	0	0.0%	2
8901 0020	Focused Patrol	4	0	4	0	0	0	0.0%	4
		12	0	12	0	0	0	0.0%	11
Violation group - Violent						Clearance			
		Reported	Unfounded	Actual	Not cleared	By Charge	Otherwise	Rate	Complete Solved
1330	Sexual Assault	1	1	0	0	0	0	0.0%	0
1420	Assault With Weapon or Causing Bodily Harm - Level 2	2	0	2	0	2	0	100.0%	0
1430	Assault - Level 1	2	0	2	0	2	0	100.0%	0
1625	Criminal Harassment	1	0	1	1	0	0	0.0%	0
1627 0010	Utter Threats to Person	2	0	2	0	2	0	100.0%	0
		8	1	7	1	6	0	85.7%	0
Violation group - Provincial Statutes						Clearance			
		Reported	Unfounded	Actual	Not cleared	By Charge	Otherwise	Rate	Complete Solved
7300	Other Provincial Acts	1	0	1	0	1	0	100.0%	0
8560	Trespass To Property Act	3	0	3	0	0	1	33.3%	2
8832 0010	Compulsory Automobile Insurance Act - No Insurance	1	0	1	0	1	0	100.0%	0
8832 0020	Compulsory Automobile Insurance Act - Not provide ins. Card	4	0	4	0	1	4	125.0%	0
8900 0010	Traffic Complaint - HTA	5	0	5	0	0	0	0.0%	2
8900 0020	Traffic Complaint - Charged HTA	12	0	12	0	13	0	108.3%	0
8900 0030	Traffic Complaint - Warned HTA	28	0	28	0	2	24	92.9%	0
8900 0050	Traffic Complaint - Other HTA	2	0	2	0	0	0	0.0%	1
8900 0130	Traffic Complaint - Possible Impaired	1	0	1	0	0	0	0.0%	1
		57	0	57	0	18	29	82.5%	6

Occurrence Stats (All Violations)

Violation group - Property & Vehicles					Clearance			
	Reported	Unfounded	Actual	Not cleared	By Charge	Otherwise	Rate	Complete Solved
8503 0010 Community Service - Display	1	0	1	0	0	0	0.0%	1
8503 0040 Community Service - Presentation	3	0	3	0	0	0	0.0%	3
8503 0050 Community Service - Other	6	0	6	0	0	0	0.0%	6
8521 0020 MVC - PROP. DAM. NON REPORTABLE (MOTOR VEHICLE COLLISION]	7	0	7	0	1	0	14.3%	6
8521 0030 MVC - PROP. DAM. REPORTABLE (MOTOR VEHICLE COLLISION]	1	0	1	0	0	0	0.0%	4
8521 0040 MVC - PROP. DAM. FAILED TO REM (MOTOR VEHICLE COLLISION)	3	0	3	0	0	0	0.0%	0
8521 0060 MVC - FATAL (MOTOR VEHICLE COLLISION)	0	0	0	0	1	0	0.0%	0
8527 0020 Found - Personal Accessories	3	0	3	0	0	0	0.0%	3
8527 0140 Found - Others	1	0	1	0	0	0	0.0%	1
	25	0	25	0	2	0	8.0%	24
Violation group - Property					Clearance			
	Reported	Unfounded	Actual	Not cleared	By Charge	Otherwise	Rate	Complete Solved
2120 0020 Break & Enter - Business	1	0	1	0	1	0	100.0%	0
2120 0030 Break & enter - Residence	3	0	3	3	0	0	0.0%	0
2120 0040 Break & Enter - Other	1	0	1	0	0	0	0.0%	0
2140 0180 Theft Under \$5,000 - Persons	1	0	1	1	0	0	0.0%	0
2140 0200 Theft Under \$5,000 - Other Theft	1	0	1	1	0	0	0.0%	0
2140 0235 Theft Under \$5,000 - Gasoline Drive-off	1	0	1	1	0	0	0.0%	0
2143 Theft Under \$5,000 SHOPLIFTING	3	0	3	1	1	1	66.7%	0
2160 0010 Fraud - Steal/Forge/Poss./Use Credit Card	1	0	1	1	0	0	0.0%	0
2160 0070 Fraud - Money/property/security Under \$5,000	3	0	3	3	0	0	0.0%	0
2170 Mischief	1	0	1	0	0	1	100.0%	0
	16	0	16	11	2	2	25.0%	0
Violation group - Persons and Escorts					Clearance			
	Reported	Unfounded	Actual	Not cleared	By Charge	Otherwise	Rate	Complete Solved
8529 Mental Health Act	3	0	3	0	0	0	0.0%	3
8529 0110 Mental Health Act - Attempt Suicide	1	0	1	0	0	0	0.0%	1
8529 0130 Mental Health Act - Voluntary Transport	1	0	1	0	0	0	0.0%	1

Occurrence Stats (All Violations)

Violation group - Persons and Escorts					Clearance			
					By Charge	Otherwise	Rate	Complete Solved
Reported	Unfounded	Actual	Not cleared					
8530 0010 Sudden Death - Accidental	1	0	1	0	0	0	0.0%	1
8546 Unwanted Persons	2	0	2	0	0	0	0.0%	2
8547 Neighbour Dispute	4	0	4	0	0	0	0.0%	4
8846 0020 Elder Abuse - Property crime (Senior)	4	0	4	4	0	0	0.0%	0
	16	0	16	4	0	0	0.0%	12
Violation group - Other					Clearance			
					By Charge	Otherwise	Rate	Complete Solved
Reported	Unfounded	Actual	Not cleared					
3430 Disturb the Peace	1	0	1	1	0	0	0.0%	0
3520 Breach of Probation	2	0	2	0	2	0	100.0%	0
	3	0	3	1	2	0	66.7%	0
Violation group - Municipal Licenses					Clearance			
					By Charge	Otherwise	Rate	Complete Solved
Reported	Unfounded	Actual	Not cleared					
8523 0015 Noise Complaint - Residence	2	0	2	0	0	0	0.0%	1
	2	0	2	0	0	0	0.0%	1
Violation group - Miscellaneous					Clearance			
					By Charge	Otherwise	Rate	Complete Solved
Reported	Unfounded	Actual	Not cleared					
8506 Intimate Partner Violence	6	0	6	0	2	0	33.3%	4
8507 Suspicious Person	1	0	1	0	0	0	0.0%	0
8526 0010 Police Information #1	15	0	15	0	0	0	0.0%	16
8550 0010 Other #1	5	0	5	0	0	0	0.0%	5
8550 0020 Other #2	1	0	1	0	0	0	0.0%	1
8550 0030 Other #3	2	0	2	0	0	0	0.0%	2
8550 0040 Other #4	1	0	1	0	0	0	0.0%	0
8860 0010 Assist Other Police Agency	2	0	2	0	0	0	0.0%	2
8860 0020 Assist Ambulance	1	0	1	0	0	0	0.0%	1
8860 0080 Assist Public	8	0	8	1	0	0	0.0%	7

Occurrence Stats (All Violations)

Violation group - Miscellaneous					Clearance			
	Reported	Unfounded	Actual	Not cleared	By Charge	Otherwise	Rate	Complete Solved
8863 0040 Person Well-Being Check	3	0	3	0	0	0	0.0%	3
	45	0	45	1	2	0	4.4%	41
Violation group - Alarms, Accidents & Deaths					Clearance			
	Reported	Unfounded	Actual	Not cleared	By Charge	Otherwise	Rate	Complete Solved
8501 0030 False Alarm - Accidental Trip	1	0	1	0	0	0	0.0%	1
8501 0070 False Alarm - Others	1	0	1	0	0	0	0.0%	1
	2	0	2	0	0	0	0.0%	2
Totals					Clearance			
	Reported	Unfounded	Actual	Not cleared	By Charge	Otherwise	Rate	Complete Solved
	186	1	185	18	32	31	34.1%	97

Occurrence Stats (All Violations)

Violation group - Unknown					Clearance							
					Reported	Unfounded	Actual	Not cleared	By Charge	Otherwise	Rate	Complete Solved
8532	Suspicious vehicle				1	0	1	0	0	0	0.0%	1
8535	Trouble with Youth				1	0	1	0	0	0	0.0%	0
8888	FAMILY DISPUTE				2	0	2	0	0	0	0.0%	2
8892	911 call / 911 hang up				2	0	2	0	0	0	0.0%	2
8899	DUPLICATE OCCURRENCE				2	0	2	0	0	0	0.0%	2
8901 0020	Focused Patrol				4	0	4	0	0	0	0.0%	4
					12	0	12	0	0	0	0.0%	11
Violation group - Provincial Statutes					Clearance							
					Reported	Unfounded	Actual	Not cleared	By Charge	Otherwise	Rate	Complete Solved
8560	Trespass To Property Act				3	0	3	0	0	1	33.3%	2
8832 0010	Compulsory Automobile Insurance Act - No Insurance				1	0	1	0	1	0	100.0%	0
8832 0020	Compulsory Automobile Insurance Act - Not provide ins. Card				4	0	4	0	1	4	125.0%	0
8900 0010	Traffic Complaint - HTA				5	0	5	0	0	0	0.0%	2
8900 0020	Traffic Complaint - Charged HTA				12	0	12	0	13	0	108.3%	0
8900 0030	Traffic Complaint - Warned HTA				28	0	28	0	2	24	92.9%	0
8900 0050	Traffic Complaint - Other HTA				2	0	2	0	0	0	0.0%	1
8900 0130	Traffic Complaint - Possible Impaired				1	0	1	0	0	0	0.0%	1
					56	0	56	0	17	29	82.1%	6
Violation group - Property & Vehicles					Clearance							
					Reported	Unfounded	Actual	Not cleared	By Charge	Otherwise	Rate	Complete Solved
8503 0010	Community Service - Display				1	0	1	0	0	0	0.0%	1
8503 0040	Community Service - Presentation				3	0	3	0	0	0	0.0%	3
8503 0050	Community Service - Other				6	0	6	0	0	0	0.0%	6
8521 0020	MVC - PROP. DAM. NON REPORTABLE (MOTOR VEHICLE COLLISION]				7	0	7	0	1	0	14.3%	6
8521 0030	MVC - PROP. DAM. REPORTABLE (MOTOR VEHICLE COLLISION]				1	0	1	0	0	0	0.0%	4
8521 0040	MVC - PROP. DAM. FAILED TO REM (MOTOR VEHICLE COLLISION)				3	0	3	0	0	0	0.0%	0
8521 0060	MVC - FATAL (MOTOR VEHICLE COLLISION)				0	0	0	0	1	0	0.0%	0
8527 0020	Found - Personal Accessories				3	0	3	0	0	0	0.0%	3

Occurrence Stats (All Violations)

Violation group - Property & Vehicles					Clearance			
					By Charge	Otherwise	Rate	Complete Solved
8527 0140 Found - Others					0	0	0.0%	1
					25	0	8.0%	24
Violation group - Persons and Escorts					Clearance			
					By Charge	Otherwise	Rate	Complete Solved
8529 Mental Health Act					0	0	0.0%	3
8529 0110 Mental Health Act - Attempt Suicide					0	0	0.0%	1
8529 0130 Mental Health Act - Voluntary Transport					0	0	0.0%	1
8530 0010 Sudden Death - Accidental					0	0	0.0%	1
8546 Unwanted Persons					0	0	0.0%	2
8547 Neighbour Dispute					0	0	0.0%	4
8846 0020 Elder Abuse - Property crime (Senior)					0	0	0.0%	0
					16	0	0.0%	12
Violation group - Municipal Licenses					Clearance			
					By Charge	Otherwise	Rate	Complete Solved
8523 0015 Noise Complaint - Residence					0	0	0.0%	1
					2	0	0.0%	1
Violation group - Miscellaneous					Clearance			
					By Charge	Otherwise	Rate	Complete Solved
8506 Intimate Partner Violence					2	0	33.3%	4
8507 Suspicious Person					0	0	0.0%	0
8526 0010 Police Information #1					0	0	0.0%	16
8550 0010 Other #1					0	0	0.0%	5
8550 0020 Other #2					0	0	0.0%	1
8550 0030 Other #3					0	0	0.0%	2
8550 0040 Other #4					0	0	0.0%	0
8860 0010 Assist Other Police Agency					0	0	0.0%	2
8860 0020 Assist Ambulance					0	0	0.0%	1

Occurrence Stats (All Violations)

Violation group - Miscellaneous					Clearance			
	Reported	Unfounded	Actual	Not cleared	By Charge	Otherwise	Rate	Complete Solved
8860 0080 Assist Public	8	0	8	1	0	0	0.0%	7
8863 0040 Person Well-Being Check	3	0	3	0	0	0	0.0%	3
	45	0	45	1	2	0	4.4%	41
Violation group - Alarms, Accidents & Deaths					Clearance			
	Reported	Unfounded	Actual	Not cleared	By Charge	Otherwise	Rate	Complete Solved
8501 0030 False Alarm - Accidental Trip	1	0	1	0	0	0	0.0%	1
8501 0070 False Alarm - Others	1	0	1	0	0	0	0.0%	1
	2	0	2	0	0	0	0.0%	2
Totals					Clearance			
	Reported	Unfounded	Actual	Not cleared	By Charge	Otherwise	Rate	Complete Solved
	158	0	158	5	21	29	31.6%	97

Peterborough Police Service

2025 Second Quarter Snapshot

LAKEFIELD

January 1, 2025 to March 31, 2025

182 Calls for Service

26 Criminal Calls

156 Non-Criminal Calls



2%

INCREASE IN CALLS
FOR SERVICE OVER
Q1 2024

53%

INCREASE IN CRIMINAL
CALLS -- 17 IN Q1 2024



11
Motor Vehicle Collisions
12 IN Q1 2024

Traffic enforcement
continues to be a priority.

In Q1 of 2025, officers conducted
• 3 traffic enforcement details

60

Provincial Offence
Notices Issued



Mostly for speed and sign infractions

CONNECT WITH US

Emergency? Call 9-1-1
Non-Emergency Line 705-876-1122 x225
www.peterboroughpolice.com
13 Water Street, Lakefield, ON



COMMUNITY SERVICES

- 2 LOCK DOWN DRILLS
- 9 SCHOOL VISITS



Peterborough Police Service Board - Board Report



Public Session

To: Chair and Members of the Peterborough Police Service Board
From: Jo-Anne Elliott, Inspector of Investigative Services
Report Date: Saturday, May 31, 2025
Meeting Date: Monday, June 17, 2024
Subject: First Quarter Report – 2025 Crime Statistics

Purpose

The purpose of this report is to summarize reported crimes from January 1st, 2025, to March 31st, 2025.

Recommendation(s)

It is recommended that the Board receive the 2025 Quarter One (Q1) Crime Statistics Report for their information.

Strength Impact

N/A

Budget and Financial Implications

N/A

Background

There was a decrease in reported violations during Q1 of 2025, compared to Q1 of 2024. Reported violent crimes decreased from 319 offences in 2024 to 301 offences in 2025, representing a 4% decrease.

The reported offences captured in the tables below are a snapshot of categories of interest.

It should be noted that the *Norigen* UCR Violation Dashboard was used to generate the statistics in this report.

VIOLENT CRIMES AGAINST PERSON:

Homicides:

Homicides include the following classifications: murder in the first and second degree, attempt murders, manslaughter, and criminal negligence causing death.

There were no violations under the category of homicide in the Q1 of 2025, and no violations cleared by charge. This was a decrease from 2 incidents in the homicide category in 2024.

Jan 1 to Mar 31	2021	2022	2023	2024	2025	+/-%
Reported Crimes	1	0	0	2	0	-100%

Sexual Offences:

Sexual Offences includes the offences of aggravated sexual assault, sexual assault, child pornography, non-consensual distribution of intimate images, luring and human trafficking.

In Q1 of 2025 there were 40 reported sexual offences, compared to 48 reported sex offences in Q1 of 2024, which represents a 17% decrease.

Jan 1 to Mar 31	2021	2022	2023	2024	2025	+/-%
Reported Crimes	54	65	55	48	40	-17%

Assaults:

Assaults include aggravated assault, assault with a weapon or bodily harm, assault level 1, assault police and domestic assault.

In Q1 of 2025 there were 153 assaults reported, compared to 160 in Q1 of 2024, representing a 4% decrease.

Jan 1 to Mar 31	2021	2022	2023	2024	2025	+/-%
Reported Crimes	157	149	149	160	153	- 4%

Robberies:

Robberies include robbery with a firearm, robbery with other offensive weapon and other robbery.

In Q1 of 2025 there were 7 robberies reported, compared to 10 in Q1 of 2024, representing a 30% decrease.

Jan 1 to Mar 31	2021	2022	2023	2024	2025	+/-%
Reported Crimes	10	14	13	10	7	-30%

PROPERTY CRIMES:

Break and Enters:

The *Break and Enter* category includes both residential and business occurrences.

In Q1 of 2025 there were 64 break and enters reported, compared to 47 in Q1 of 2024, representing a 36% increase.

Jan 1 to Mar 31	2021	2022	2023	2024	2025	+/-%
Reported Crimes	53	94	35	47	64	36%

Theft from Vehicles:

Theft from vehicles saw a decrease from Q1 of 2024 to Q1 of 2025. In Q1 of 2025 there were 50 reported theft from vehicles, compared to 89 in Q1 of 2023, representing a 38% decrease.

Jan 1 to Mar 31	2021	2022	2023	2024	2025	+/-%
Reported Crimes	96	130	67	89	50	- 38%

Mischief:

Mischief includes Mischief Over \$5000, Mischief Under \$5000, graffiti related offences, mischief involving data, and mischief including interfering with the lawful use and enjoyment of property.

In Q1 of 2025 there were 109 mischiefs reported, compared to 131 in Q1 of 2024, representing a 17% decrease.

Jan 1 to Mar 31	2021	2022	2023	2024	2025	+/-%
Reported Crimes	87	136	131	131	109	-17%

OTHER CRIMES:

Other criminal statistics of note are drug offences, bail violations, frauds, and impaired driving.

Drug offences:

Drug offences include heroin, cocaine, cannabis, restricted, controlled and other drugs.

There was an 49% decrease in drug occurrences in Q1 of 2025 when compared to Q1 of 2024. In Q1 of 2025 there were 25 drug offences reported, compared to 49 in Q1 of 2024.

Jan 1 to Mar 31	2021	2022	2023	2024	2025	+/-%
Reported Crimes	54	10	19	49	25	- 49%

Bail Violations:

Bail Violations include fail to comply with court order, fail to appear, disobey summons, disobey court order, breach of recognizance and breach of probation. In Q1 of 2025 there were 392 bail violations reported, compared to 281 in Q1 of 2024, representing a 40% increase.

Jan 1 to Mar 31	2021	2022	2023	2024	2025	+/-%
Reported Crimes	324	278	262	281	392	40%

Fraud:

Fraud includes credit card fraud, counterfeiting, ATM/Debit fraud and other frauds.

In Q1 of 2025 there were 144 frauds reported, compared to 150 in Q1 of 2024 which is a 4% decrease.

Jan 1 to Mar 31	2021	2022	2023	2024	2025	+/-%
Reported Crimes	108	150	179	150	144	- 4%

Impaired driving:

Impaired driving saw a decrease in offences by 28% in Q1 of 2025 when compared to Q1 of 2024. There were 29 impaired driving offences reported in Q1 of 2025, compared to 40 in Q1 of 2024.

Jan 1 to Mar 31	2021	2022	2023	2024	2025	+/-%
Reported Crimes	22	31	49	40	29	-28%

Summary

While this report does not capture every category of offences reported to police, it does capture offences that include crimes against person, both violent and non-violent, drug offences, and criminal traffic related offences.

Prepared by: Jo-Anne Elliott, Inspector of Investigative Services

Reviewed by: Jamie Hartnett, Deputy Chief of Police

Submitted by: Stu Betts, Chief of Police

3280

Most Serious Violations
This Period

+2% ↑ from Jan. 1, 2024 - Mar.
31, 2024

3280

Most Serious Violations
This Year-to-Date

+2% ↑ from Jan. 1, 2024 - Mar.
31, 2024

3797

All Violations This Period

+5% ↑ from Jan. 1, 2024 - Mar.
31, 2024

3797

All Violations This Year-to-
Date

+5% ↑ from Jan. 1, 2024 - Mar.
31, 2024

Most Serious Only

All Violation Levels

This Period

Year-to-Date

This Period

Year-to-Date

JAN. 01, 2025 — MAR. 31, 2025

JAN. 01, 2025 — MAR. 31, 2025

JAN. 01, 2025 — MAR. 31, 2025

JAN. 01, 2025 — MAR. 31, 2025

Violation

CNT

PER

CNT

PER

CNT

PER

CNT

PER

1300 Sexual offence
occurring prior to
January 4, 1983

1

0

0%

1

0

0%

1

0

0%

1

0

0%

1330 Sexual Assault

21

-2 ↓

-9% ↓

21

-2 ↓

-9% ↓

21

-7 ↓

-25% ↓

21

-7 ↓

-25% ↓

1345 Sexual
Interference

2

-5 ↓

-71% ↓

2

-5 ↓

-71% ↓

2

-5 ↓

-71% ↓

2

-5 ↓

-71% ↓

1350 Invitation to Sexual
Touching

2

+1 ↑

+100%
↑

2

+1 ↑

+100%
↑

2

+1 ↑

+100%
↑

2

+1 ↑

+100%
↑

1370 Luring a child via a
computer

1

-1 ↓

-50% ↓

1

-1 ↓

-50% ↓

2

0

0%

2

0

0%

Violation	Most Serious Only						All Violation Levels					
	This Period			Year-to-Date			This Period			Year-to-Date		
	JAN. 01, 2025 — MAR. 31, 2025			JAN. 01, 2025 — MAR. 31, 2025			JAN. 01, 2025 — MAR. 31, 2025			JAN. 01, 2025 — MAR. 31, 2025		
	CNT	PER		CNT	PER		CNT	PER		CNT	PER	
1390 Non-Consensual Distribution of Intimate Images	2	+2 ↑	0%	2	+2 ↑	0%	2	+2 ↑	0%	2	+2 ↑	0%
1410 Aggravated Assault - Level 3	2	-2 ↓	-50% ↓	2	-2 ↓	-50% ↓	2	-3 ↓	-60% ↓	2	-3 ↓	-60% ↓
1420 Assault With Weapon or Causing Bodily Harm - Level 2	31	+4 ↑	+15% ↑	31	+4 ↑	+15% ↑	32	0	0%	32	0	0%
1430 Assault - Level 1	96	+3 ↑	+3% ↑	96	+3 ↑	+3% ↑	112	+6 ↑	+6% ↑	112	+6 ↑	+6% ↑
1435 Motor vehicle theft when violence used, threatened or attempted	1	+1 ↑	0%	1	+1 ↑	0%	2	+2 ↑	0%	2	+2 ↑	0%
1457 Pointing a Firearm	3	+3 ↑	0%	3	+3 ↑	0%	6	+6 ↑	0%	6	+6 ↑	0%

Violation	Most Serious Only						All Violation Levels					
	This Period			Year-to-Date			This Period			Year-to-Date		
	JAN. 01, 2025 — MAR. 31, 2025			JAN. 01, 2025 — MAR. 31, 2025			JAN. 01, 2025 — MAR. 31, 2025			JAN. 01, 2025 — MAR. 31, 2025		
	CNT		PER	CNT		PER	CNT		PER	CNT		PER
1460 Assault Peace Officer	6	-2 ↓	-25% ↓	6	-2 ↓	-25% ↓	6	-4 ↓	-40% ↓	6	-4 ↓	-40% ↓
1516 Forcible confinement	1	0	0%	1	0	0%	3	0	0%	3	0	0%
1610-0010 Robbery - Threat of Violence	7	-3 ↓	-30% ↓	7	-3 ↓	-30% ↓	7	-3 ↓	-30% ↓	7	-3 ↓	-30% ↓
1620 Extortion	8	+3 ↑	+60% ↑	8	+3 ↑	+60% ↑	8	+3 ↑	+60% ↑	8	+3 ↑	+60% ↑
1625 Criminal Harassment	26	+1 ↑	+4% ↑	26	+1 ↑	+4% ↑	28	+1 ↑	+4% ↑	28	+1 ↑	+4% ↑
1626 Indecent/Harassing Communications	2	-4 ↓	-67% ↓	2	-4 ↓	-67% ↓	3	-3 ↓	-50% ↓	3	-3 ↓	-50% ↓

Violation	Most Serious Only						All Violation Levels					
	This Period			Year-to-Date			This Period			Year-to-Date		
	JAN. 01, 2025 — MAR. 31, 2025			JAN. 01, 2025 — MAR. 31, 2025			JAN. 01, 2025 — MAR. 31, 2025			JAN. 01, 2025 — MAR. 31, 2025		
	CNT	PER		CNT	PER		CNT	PER		CNT	PER	
1627-0010 Utter Threats to Person	54	+2 ↑	+4% ↑	54	+2 ↑	+4% ↑	68	-1 ↓	-1% ↓	68	-1 ↓	-1% ↓
1627-0040 Utter Threats to Person - Government Employee (non-police)	1	+1 ↑	0%	1	+1 ↑	0%	1	+1 ↑	0%	1	+1 ↑	0%
2110-0010 Arson - Auto	1	+1 ↑	0%	1	+1 ↑	0%	1	+1 ↑	0%	1	+1 ↑	0%
2120-0010 Unlawful in a dwelling house	1	+1 ↑	0%	1	+1 ↑	0%	2	+2 ↑	0%	2	+2 ↑	0%
2120-0020 Break & Enter - Business	24	+16 ↑	+200% ↑	24	+16 ↑	+200% ↑	24	+16 ↑	+200% ↑	24	+16 ↑	+200% ↑
2120-0030 Break & enter - Residence	27	-4 ↓	-13% ↓	27	-4 ↓	-13% ↓	31	-3 ↓	-9% ↓	31	-3 ↓	-9% ↓

Violation	Most Serious Only						All Violation Levels					
	This Period			Year-to-Date			This Period			Year-to-Date		
	JAN. 01, 2025 — MAR. 31, 2025			JAN. 01, 2025 — MAR. 31, 2025			JAN. 01, 2025 — MAR. 31, 2025			JAN. 01, 2025 — MAR. 31, 2025		
	CNT	PER		CNT	PER		CNT	PER		CNT	PER	
2120-0040 Break & Enter - Other	8	+4 ↑	+100% ↑	8	+4 ↑	+100% ↑	8	+4 ↑	+100% ↑	8	+4 ↑	+100% ↑
2125 Break & Enter - steal firearm from motor vehicle	1	0	0%	1	0	0%	1	0	0%	1	0	0%
2130-0180 Theft Over \$5,000 - Persons	1	0	0%	1	0	0%	1	0	0%	1	0	0%
2130-0190 Theft Over \$5,000 - Trailers	1	0	0%	1	0	0%	1	0	0%	1	0	0%
2135-0010 Theft of - Automobile	12	+2 ↑	+20% ↑	12	+2 ↑	+20% ↑	12	+2 ↑	+20% ↑	12	+2 ↑	+20% ↑
2135-0020 Theft of - Trucks	2	0	0%	2	0	0%	2	0	0%	2	0	0%

Violation	Most Serious Only						All Violation Levels					
	This Period			Year-to-Date			This Period			Year-to-Date		
	JAN. 01, 2025 — MAR. 31, 2025			JAN. 01, 2025 — MAR. 31, 2025			JAN. 01, 2025 — MAR. 31, 2025			JAN. 01, 2025 — MAR. 31, 2025		
	CNT	PER		CNT	PER		CNT	PER		CNT	PER	
2135-0030 Theft of - Motorcycles	2	+1 ↑	+100% ↑	2	+1 ↑	+100% ↑	2	+1 ↑	+100% ↑	2	+1 ↑	+100% ↑
2140-0125 Theft Under \$5,000 - Construction Site	1	0	0%	1	0	0%	1	0	0%	1	0	0%
2140-0140 Theft Under \$5,000 - Bicycles	4	-12 ↓	-75% ↓	4	-12 ↓	-75% ↓	6	-10 ↓	-63% ↓	6	-10 ↓	-63% ↓
2140-0170 Theft Under \$5,000 - Building	6	0	0%	6	0	0%	8	+2 ↑	+33% ↑	8	+2 ↑	+33% ↑
2140-0180 Theft Under \$5,000 - Persons	74	-8 ↓	-10% ↓	74	-8 ↓	-10% ↓	81	-12 ↓	-13% ↓	81	-12 ↓	-13% ↓
2140-0200 Theft Under \$5,000 - Other Theft	7	+7 ↑	0%	7	+7 ↑	0%	9	+9 ↑	0%	9	+9 ↑	0%

Violation	Most Serious Only						All Violation Levels					
	This Period			Year-to-Date			This Period			Year-to-Date		
	JAN. 01, 2025 — MAR. 31, 2025			JAN. 01, 2025 — MAR. 31, 2025			JAN. 01, 2025 — MAR. 31, 2025			JAN. 01, 2025 — MAR. 31, 2025		
	CNT	PER		CNT	PER		CNT	PER		CNT	PER	
2140-0235 Theft Under \$5,000 - Gasoline Drive-off	15	-13 ↓	-46% ↓	15	-13 ↓	-46% ↓	15	-13 ↓	-46% ↓	15	-13 ↓	-46% ↓
2142 Theft FROM Motor Vehicles Under \$5,000	50	-29 ↓	-37% ↓	50	-29 ↓	-37% ↓	55	-32 ↓	-37% ↓	55	-32 ↓	-37% ↓
2143 Theft Under \$5,000 SHOPLIFTING	332	+109 ↑	+49% ↑	332	+109 ↑	+49% ↑	411	+150 ↑	+57% ↑	411	+150 ↑	+57% ↑
2156 Possession of Stolen Goods under \$5,000	6	-3 ↓	-33% ↓	6	-3 ↓	-33% ↓	12	-16 ↓	-57% ↓	12	-16 ↓	-57% ↓
2160-0010 Fraud - Steal/Forge/Poss./Use Credit Card	50	+6 ↑	+14% ↑	50	+6 ↑	+14% ↑	50	+5 ↑	+11% ↑	50	+5 ↑	+11% ↑
2160-0030 Fraud - Forgery & Uttering	2	-1 ↓	-33% ↓	2	-1 ↓	-33% ↓	2	-1 ↓	-33% ↓	2	-1 ↓	-33% ↓

Violation	Most Serious Only						All Violation Levels					
	This Period			Year-to-Date			This Period			Year-to-Date		
	JAN. 01, 2025 — MAR. 31, 2025			JAN. 01, 2025 — MAR. 31, 2025			JAN. 01, 2025 — MAR. 31, 2025			JAN. 01, 2025 — MAR. 31, 2025		
	CNT		PER	CNT		PER	CNT		PER	CNT		PER
2160-0050 Fraud - Fraud through mails	1	+1 ↑	0%	1	+1 ↑	0%	1	+1 ↑	0%	1	+1 ↑	0%
2160-0060 Fraud - Money/property/security Over \$5,000	19	-1 ↓	-5% ↓	19	-1 ↓	-5% ↓	19	-1 ↓	-5% ↓	19	-1 ↓	-5% ↓
2160-0070 Fraud - Money/property/security Under \$5,000	54	-8 ↓	-13% ↓	54	-8 ↓	-13% ↓	56	-6 ↓	-10% ↓	56	-6 ↓	-10% ↓
2160-0090 Fraud - Other	3	-3 ↓	-50% ↓	3	-3 ↓	-50% ↓	3	-3 ↓	-50% ↓	3	-3 ↓	-50% ↓
2160-0100 Personation with Intent (fraud)	1	-2 ↓	-67% ↓	1	-2 ↓	-67% ↓	1	-3 ↓	-75% ↓	1	-3 ↓	-75% ↓
2165 Identity Theft	3	+3 ↑	0%	3	+3 ↑	0%	3	+3 ↑	0%	3	+3 ↑	0%
2166 Identity Fraud	10	+6 ↑	+150% ↑	10	+6 ↑	+150% ↑	11	+6 ↑	+120% ↑	11	+6 ↑	+120% ↑

Violation	Most Serious Only						All Violation Levels					
	This Period			Year-to-Date			This Period			Year-to-Date		
	JAN. 01, 2025 — MAR. 31, 2025			JAN. 01, 2025 — MAR. 31, 2025			JAN. 01, 2025 — MAR. 31, 2025			JAN. 01, 2025 — MAR. 31, 2025		
	CNT	PER		CNT	PER		CNT	PER		CNT	PER	
2170 Mischief	71	-15 ↓	-17% ↓	71	-15 ↓	-17% ↓	93	-14 ↓	-13% ↓	93	-14 ↓	-13% ↓
2170-0002 Mischief Graffiti - Non-Gang Related	8	-10 ↓	-56% ↓	8	-10 ↓	-56% ↓	8	-10 ↓	-56% ↓	8	-10 ↓	-56% ↓
2170-0040 Mischief - Interfere with lawful use, enjoyment of property	3	+1 ↑	+50% ↑	3	+1 ↑	+50% ↑	7	+1 ↑	+17% ↑	7	+1 ↑	+17% ↑
3375 Possession of Weapons	4	+4 ↑	0%	4	+4 ↑	0%	4	+4 ↑	0%	4	+4 ↑	0%
3375-0010 Offensive Weapons - Possession of Weapons	3	-1 ↓	-25% ↓	3	-1 ↓	-25% ↓	13	+2 ↑	+18% ↑	13	+2 ↑	+18% ↑
3410-0010 Bail Violations - Fail To Comply	93	+34 ↑	+58% ↑	93	+34 ↑	+58% ↑	103	+29 ↑	+39% ↑	103	+29 ↑	+39% ↑

Violation	Most Serious Only						All Violation Levels					
	This Period			Year-to-Date			This Period			Year-to-Date		
	JAN. 01, 2025 — MAR. 31, 2025			JAN. 01, 2025 — MAR. 31, 2025			JAN. 01, 2025 — MAR. 31, 2025			JAN. 01, 2025 — MAR. 31, 2025		
	CNT		PER	CNT		PER	CNT		PER	CNT		PER
3410-0020 Bail Violations - Fail To Appear	39	+33 ↑	+550% ↑	39	+33 ↑	+550% ↑	39	+33 ↑	+550% ↑	39	+33 ↑	+550% ↑
3410-0040 Bail Violations - Appearance Notice	58	+51 ↑	+729% ↑	58	+51 ↑	+729% ↑	58	+51 ↑	+729% ↑	58	+51 ↑	+729% ↑
3410-0070 Breach of Recognizance (811)	10	+9 ↑	+900% ↑	10	+9 ↑	+900% ↑	12	+9 ↑	+300% ↑	12	+9 ↑	+300% ↑
3420-0030 Uttering Counterfeit Money	1	0	0%	1	0	0%	1	0	0%	1	0	0%
3430 Disturb the Peace	135	+91 ↑	+207% ↑	135	+91 ↑	+207% ↑	135	+91 ↑	+207% ↑	135	+91 ↑	+207% ↑
3450-0010 Indecent acts - Other	2	-2 ↓	-50% ↓	2	-2 ↓	-50% ↓	3	-1 ↓	-25% ↓	3	-1 ↓	-25% ↓

Violation	Most Serious Only						All Violation Levels					
	This Period			Year-to-Date			This Period			Year-to-Date		
	JAN. 01, 2025 — MAR. 31, 2025			JAN. 01, 2025 — MAR. 31, 2025			JAN. 01, 2025 — MAR. 31, 2025			JAN. 01, 2025 — MAR. 31, 2025		
	CNT	PER		CNT	PER		CNT	PER		CNT	PER	
3455-0030 Child Pornography - Possess child pornography	3	0	0%	3	0	0%	6	+3 ↑	+100% ↑	6	+3 ↑	+100% ↑
3455-0090 Child Pornography - Other	1	+1 ↑	0%	1	+1 ↑	0%	2	+2 ↑	0%	2	+2 ↑	0%
3456 Child Pornography - Making or distributing	1	0	0%	1	0	0%	1	-1 ↓	-50% ↓	1	-1 ↓	-50% ↓
3470 Obstruct Public Peace Officer	1	-5 ↓	-83% ↓	1	-5 ↓	-83% ↓	4	-9 ↓	-69% ↓	4	-9 ↓	-69% ↓
3490 Trespass at Night	1	+1 ↑	0%	1	+1 ↑	0%	4	+2 ↑	+100% ↑	4	+2 ↑	+100% ↑
3510 Fail to Attend Court	35	-17 ↓	-33% ↓	35	-17 ↓	-33% ↓	35	-18 ↓	-34% ↓	35	-18 ↓	-34% ↓

Violation	Most Serious Only						All Violation Levels					
	This Period			Year-to-Date			This Period			Year-to-Date		
	JAN. 01, 2025 — MAR. 31, 2025			JAN. 01, 2025 — MAR. 31, 2025			JAN. 01, 2025 — MAR. 31, 2025			JAN. 01, 2025 — MAR. 31, 2025		
	CNT	PER		CNT	PER		CNT	PER		CNT	PER	
3520 Breach of Probation	148	+40 ↑	+37% ↑	148	+40 ↑	+37% ↑	194	+51 ↑	+36% ↑	194	+51 ↑	+36% ↑
3730-0020 Disobey court order/Misconduct executing process	5	+4 ↑	+400% ↑	5	+4 ↑	+400% ↑	9	+8 ↑	+800% ↑	9	+8 ↑	+800% ↑
3750 Interception/disclosure of communication	1	+1 ↑	0%	1	+1 ↑	0%	2	+2 ↑	0%	2	+2 ↑	0%
4120 Possession - Cocaine	7	+5 ↑	+250% ↑	7	+5 ↑	+250% ↑	7	+1 ↑	+17% ↑	7	+1 ↑	+17% ↑
4130 Possession - Other Controlled Drugs and Substances Act	14	-16 ↓	-53% ↓	14	-16 ↓	-53% ↓	16	-18 ↓	-53% ↓	16	-18 ↓	-53% ↓
4220 Trafficking - Cocaine	3	-2 ↓	-40% ↓	3	-2 ↓	-40% ↓	4	-2 ↓	-33% ↓	4	-2 ↓	-33% ↓

Violation	Most Serious Only						All Violation Levels					
	This Period			Year-to-Date			This Period			Year-to-Date		
	JAN. 01, 2025 — MAR. 31, 2025			JAN. 01, 2025 — MAR. 31, 2025			JAN. 01, 2025 — MAR. 31, 2025			JAN. 01, 2025 — MAR. 31, 2025		
	CNT		PER	CNT		PER	CNT		PER	CNT		PER
4230 Trafficking - Other Controlled Drugs and Substances Act	2	+1 ↑	+100% ↑	2	+1 ↑	+100% ↑	4	+1 ↑	+33% ↑	4	+1 ↑	+33% ↑
6510 Human Trafficking (involving the use of abduction, fraud, deception or use of threat)	1	+1 ↑	0%	1	+1 ↑	0%	1	+1 ↑	0%	1	+1 ↑	0%
9130-0020 Dangerous Operation - Motor Vehicle	3	+3 ↑	0%	3	+3 ↑	0%	3	+3 ↑	0%	3	+3 ↑	0%
9133 DANGEROUS OPERATION - EVADE POLICE (PURSUIT)	3	+1 ↑	+50% ↑	3	+1 ↑	+50% ↑	4	+2 ↑	+100% ↑	4	+2 ↑	+100% ↑
9230-0020 Impaired Operation (Alcohol) - Motor Vehicle	11	-7 ↓	-39% ↓	11	-7 ↓	-39% ↓	12	-6 ↓	-33% ↓	12	-6 ↓	-33% ↓

Violation	Most Serious Only						All Violation Levels					
	This Period			Year-to-Date			This Period			Year-to-Date		
	JAN. 01, 2025 — MAR. 31, 2025			JAN. 01, 2025 — MAR. 31, 2025			JAN. 01, 2025 — MAR. 31, 2025			JAN. 01, 2025 — MAR. 31, 2025		
	CNT	PER		CNT	PER		CNT	PER		CNT	PER	
9237 Operation while impaired (unspecified)	7	-2 ↓	-22% ↓	7	-2 ↓	-22% ↓	17	-3 ↓	-15% ↓	17	-3 ↓	-15% ↓
9267 Failure or refusal to comply with demand (unspecified)	2	0	0%	2	0	0%	2	-1 ↓	-33% ↓	2	-1 ↓	-33% ↓
9313 Fail to Stop or Remain - C.C.	1	+1 ↑	0%	1	+1 ↑	0%	1	-1 ↓	-50% ↓	1	-1 ↓	-50% ↓
9320 Drive While Prohibited (Crim. Code)	5	+1 ↑	+25% ↑	5	+1 ↑	+25% ↑	5	0	0%	5	0	0%

Peterborough Police Service Board - **Board Report**



Public

To: Chair and Members of the Police Service Board
From: Niquel Pritchard Pataki, Manager of Strategic Risk Management Services
Report Date: May 28th, 2025
Meeting Date: June 15th, 2025
Subject: Audit of the Seized Property and Evidence Management Unit

Purpose

The Service's Procedure and the Board's policy, LE-020 Collection, Preservation and Control of Evidence and Property, each contain a provision requiring an annual audit of the Seized Property and Evidence Management Unit. This report outlines the details of the audit that was completed this year.

Recommendation

It is recommended that the Board receive this report for information.

Background

Excerpts from LE-020 Collection, Preservation and Control of Evidence and Property Procedure:

- 24.2 An independent audit shall be conducted of the evidence and property rooms on an annual basis. This audit shall be conducted by the Policy, Audit and Risk Manager, or another Member of the Service as designated by the Chief, who is not directly connected with the control of property and evidence.

Board Policy:

- 1.1 It is the policy of the Peterborough Police Services Board with respect to property and evidence control and the collection, preservation, documentation and analysis of physical evidence that the Chief of Police will:

- d) ensure that an annual audit of all property/evidence held by the police service is conducted by a member(s) not routinely or directly connected with the property/evidence control function, and report the results to the Board

There are two full time Property and Evidence Coordinators in the Evidence Unit which is overseen by the Inspector in Charge of Support Services.

The 2025 audit commenced on May 26th and concluded on May 27th. Both Coordinators assisted the Manager.

In total, there were 6,557 items in the various property rooms and locations. This represents a decrease of 1,155 or 15% from 2024. Having a second full time Member working in this Unit has allowed staff to purge items in accordance with Service procedure.

	# of Items (As of May 26)	Sample Size (95% Accuracy, +/-5%)
Exhibits, Liquor Cabinet, Found Items, Documents	4,521	72
Safe/Vault Room	281	59
Drug Room	1,724	70
Bike Cage	23	All
Outside Storage Room	8	All

The number of items represent what was in the Service's possession the day the audit commenced. These numbers fluctuate daily depending on what comes into possession of the Service and what is disposed of.

The sample size is based on a stratified statistical sample size required to ensure a 95% accuracy of finding within a +/- 5% margin of error and represents the number of items that were randomly selected for audit from each area.

All items were accounted for; however, in one instance an item was listed as returned to owner but was located in the evidence room and there were additional items in the bike cage and outside storage room that were not listed in the NICHE RMS (the records management system used by the Service). These anomalies are attributed to human error and recommendations have been made to rectify this moving forward.

Firearms:

Firearms were not included in this audit, because a complete inventory of the firearms room was conducted in February by the Property and Evidence Coordinator and the Manager of Strategic Risk Management Services, as a stand alone audit that is an annual requirement from the Ministry of the Solicitor General, the results of which are reported to the Chief of Police for submission to the Ministry.

The findings of that audit revealed that there were 173 firearms and other weapons that came into possession of the Service or were disposed of in 2024. This represents an increase of 14 or 8.8% from 2023. All firearms were accounted for during the audit.


Summary

There were no concerns observed during this audit. All items were located and in order. The property rooms are well organized; however, storage space and facilities continues to be a significant concern. This will be addressed when the renovations are completed to the new facility and this area is brought up to standards.

Prepared by: Niquel Pritchard Pataki, Manager of Strategic Risk Management Services

Reviewed by: Jamie Hartnett, Deputy Chief of Police

Submitted by: Stu Betts, Chief of Police



2024 PETERBOROUGH POLICE SERVICE ANNUAL REPORT

Professional
Friendly
Helpful





CORE VALUES

Integrity and loyalty
Empathy and fairness
Impartiality and transparency
Respect and civility
Courage and leadership

MISSION

To promote the safety of citizens and the protection of property through an appropriate balance of law enforcement, problem solving and crime prevention initiatives.

This is based on the philosophy of community policing that involves working in partnership with citizens and other community stakeholders.

VISION

To be the best police service, providing the highest standard of professionalism in partnership with our community.



Table of Contents

Building Trust and Confidence

Mission, Vision, Values	2
Message from the Board Chair	4
Message from the Chief	5
Who we serve	6
Policing Picture	7
Strategic Plan 2024-2027	8
Professional Standards	10
Our Year in Numbers	12

Enhancing Community Safety

Operations Division	14
Thank you for reaching out	30
Investigative Services	32
9-1-1 Communications	40
Support Services	42
Strategic Communication Services	46

Modernizing Policing Services

Information Technology	48
Policy, Audit, Risk Control	50
Finance, Fleet & Facilities	52

Supporting Our People

People Services	54
Statistics	59
Organizational Chart	62

Professional
Friendly
Helpful





On behalf of the Peterborough Police Service Board, I am pleased to present the 2024 Annual Report. This year marked a significant turning point in policing across Ontario with the implementation of the Community Safety and Policing Act, which came into effect on April 1, 2024, replacing the long-standing Police Services Act of 1990. While this new legislation brings critical modernization to policing standards, oversight, and training, it also presents notable financial pressures for boards and services across the province. The Board remains committed to navigating these changes while maintaining fiscal responsibility and ensuring the continued safety of our communities.

In 2024, the Board also introduced its 2024–27 Strategic Plan, setting out the organization’s roadmap, goals, and priorities over the next four years. Through this plan, we commit to: deploying the necessary resources and processes to prevent and solve crime to keep our communities safe; delivering high-quality service by using best practices and optimized, sustainable resources; and building capacity to support the wellness, professional development, and resiliency of our people.

Throughout 2024, the Peterborough Police Service demonstrated unwavering dedication to serving the City of Peterborough, the Township of Cavan Monaghan, and the Village of Lakefield. The Service responded to over 34,000 calls, underscoring the high demand for police presence and support in our region. Whether civilian or sworn, our members continue to show professionalism, compassion, and excellence in every aspect of their duties.

A notable success this year has been the launch of the Community F.I.R.S.T. program in January 2024, aimed at proactively addressing property crimes through focused, intelligence-led approaches. This initiative reflects the Service’s commitment to innovation and community collaboration in tackling crime.

We are proud to recognize the diverse units within the Service, including Canine, Community Services, Mobile Crisis Intervention, and the Emergency Response Team, to name just a few—all of which play vital roles in supporting public safety. These specialized teams enhance the Service’s ability to respond to a wide range of complex and evolving challenges.

The Board continues to work diligently to ensure that the Peterborough Police Service is both effective and accountable, aligning with community expectations while meeting the requirements of the new policing framework. We are proud to work alongside a dedicated and forward-thinking police service that values transparency, adaptability, and strong community ties.

As we look ahead, the Board remains focused on supporting the Service through ongoing transition under the new Act, ensuring that our shared values of safety, responsibility, and community trust remain at the forefront. On behalf of the Board, thank you to all members—civilian and uniform—for your dedication and service.

Respectfully,
Mary ten Doeschate
Chair, Peterborough Police Service Board



MESSAGE FROM THE BOARD CHAIR

It is my pleasure to present to you our 2024 Annual Report. This year's Report is the first prepared under the new *Community Safety and Policing Act (CSPA)*. The new Act offers promise for advancements aligned in achieving greater community safety and well-being as well governance and oversight. We will continue to work through the new legislation and embrace its guiding principles as we assess the impacts it will have, and any resources required to meet legislated requirements.

A look back at the year reveals a number of achievements, notably the swearing in of Deputy Chief Jamie Hartnett who has been a valuable addition to the Executive Team helping to lead the Organization in our mission to promote the safety of citizens and protect property through a balanced approach of law enforcement, problem-solving, and crime prevention initiatives.

The launch of Community F.I.R.S.T. on January 8th has proven to be an incredibly successful initiative investigating high-volume, low-dollar value crimes that might otherwise not receive resourcing. This approach has had the added outcome of providing frontline responders with greater opportunity to respond to serious, and in-progress, calls for service. It has resulted in significant increases in arrests and charges for criminal matters.

In February 2024, we officially took possession of a portion of 1421 Lansdowne Street West and since

that time a great deal of internal preparatory work, consultation with engineers, architects and planners has gone on. While the work isn't outwardly visible, it is necessary to move forward with the required renovations.

We continue to look for more effective workflows and undertook a reorganization of some of our Divisions.

We hosted another successful open house at 500 Water Street as well as several Town Hall and budget presentations.

Internally we continued to look for methods and means of supporting our members, operating under a philosophy of healthy employees are happy employees and happy employees are productive employees. Perhaps one of the most endearing efforts is puppy hour, an initiative with the Peterborough Humane Society to offer opportunities for puppies, who need socialization, to come into the police station to engage with our members.

I am proud to serve as Chief of Police, leading dedicated and professional men and women, sworn, civilian, and auxiliary. Together, we will continue to work toward being the best police service possible through our:

- Commitment to community.
- Commitment to service.
- Commitment to you.

Stuart Betts, Chief of Police



MESSAGE
FROM THE
CHIEF

Who we serve



100,404
POPULATION

162
SWORN
OFFICERS

97
CIVILIAN
MEMBERS

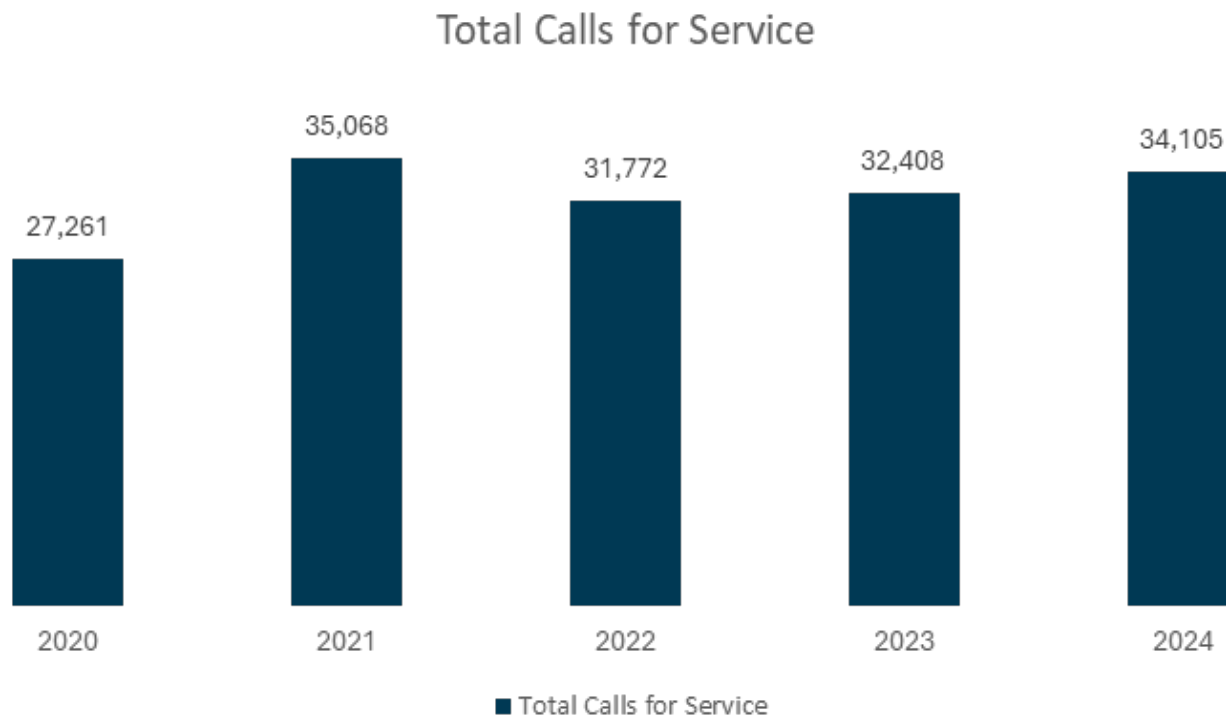


Professional
Friendly
Helpful

With a combined population of approximately 100,000 people, and welcoming just over 3 million visitors, students and residents from neighbouring communities, annually, the Peterborough Police Service often sees fluctuations in the number of calls for service and the types of calls for service. In 2024, the Service received 34,105 total calls for service a 5% increase from the previous year. There were 8,713 criminal calls for service reported in 2024, a 17.8% increase over 2023.

About 82% of calls for service are considered non-criminal in nature.

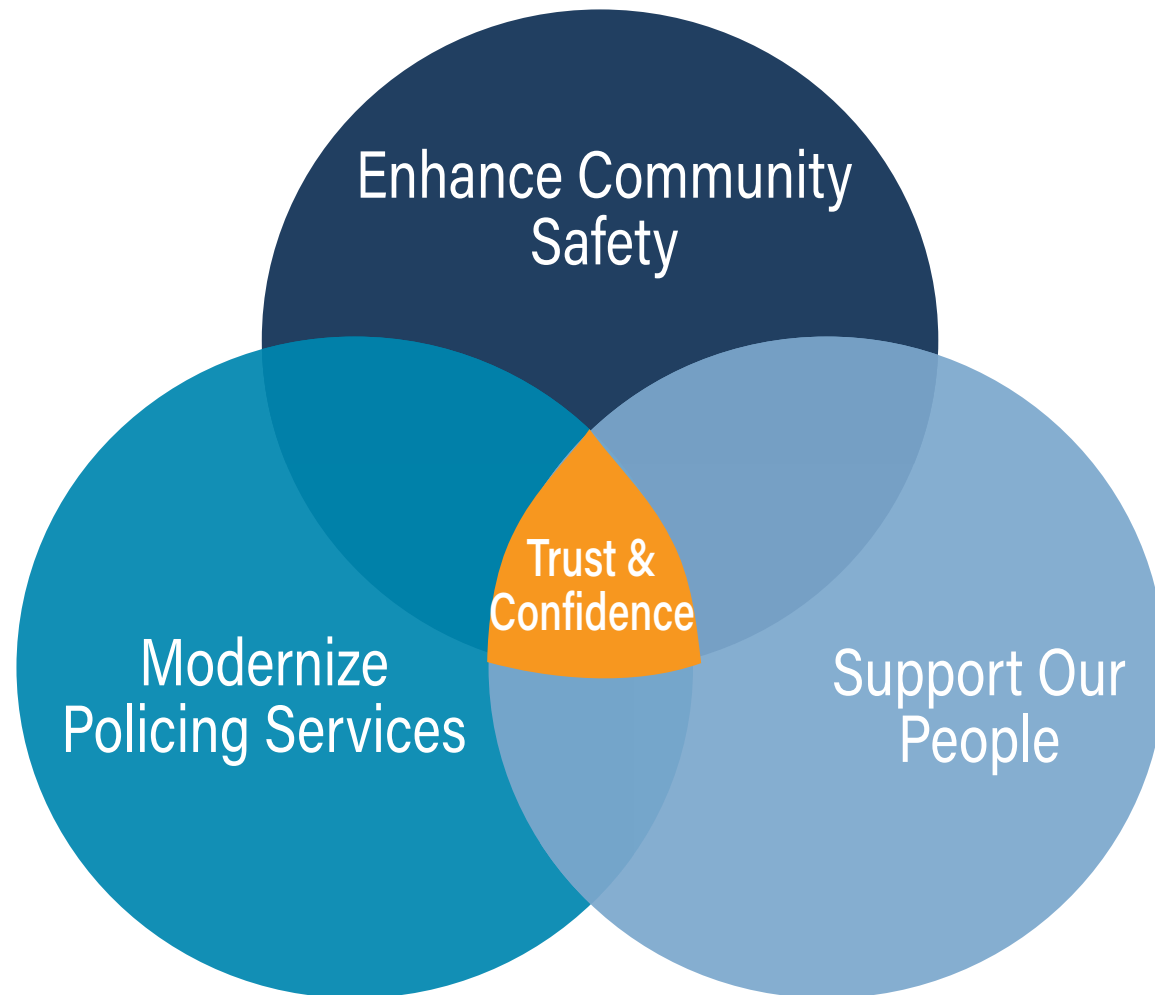
Online reporting continues to grow with 3,568 reports submitted in 2024, a 10% increase from 3,221 in 2023.



Professional
Friendly
Helpful

Strategic Plan 2024-2027

We commit to enrich the community's trust and confidence in the Peterborough Police Service by enhancing community safety, making sound investments in our people, and modernizing our policing services.



Read the 2024-2027 Strategic Plan

peterboroughpolice.com/en/learn/reports.aspx#Strategic-Business-Plans

Professional
Friendly
Helpful

Within the Peterborough Police Service 2024-2027 Strategic Plan, we have committed to working toward 20 goals consisting of 39 initiatives under the following three categories.

Enhance Community Safety

We will deploy the necessary resources and processes to prevent and solve crime and keep our communities safe. In Year 1 there were 13 initiatives for this category.



Modernizing Policing

We will deliver high quality service to the communities we serve by using best practices and optimized, sustainable resources. There were 3 initiatives in this category for Year 1.



Supporting Our People

We will build capacity to support the wellness, professional development, and resiliency of our people. There were 3 initiatives in Year 1 in this category.



Professional
Friendly
Helpful

Professional Standards



The Professional Standards Unit (PSU) is responsible for completing misconduct investigations both internally and those reported by the public to the Law Enforcement Complaints Agency (LECA). In total, 55 complaints were filed in 2024, a decrease of 6.78% over 2023.

The PSU also completes investigations when the Provincial Special Investigations Unit (SIU) has been involved. These investigations examine members conduct, the policing provided by the involved members and the procedures established by the Chief of Police related to the incident to ensure compliance.

37 (0 Substantiated)
Public Complaints (LECA)

18 (15 Substantiated)
Internal Complaints

55
Total Number of Complaints

6.78%
Decrease compared to 2023

28
Screened Out (LECA)

36
Local Inquiries

Complaint Definitions

Internal complaints

Matters that are driven from internal processes which are known as Chief's Complaints. These are documented by supervisors and are dealt with under the *Community Safety and Policing Act (CSPA)*.

Local Inquiries

Local inquiries are less serious, informal matters that citizens bring forward for attention or correction without making a formal complaint. They can be about the procedures of the service or interactions with police or wanting to bring something to the attention of the Service. On the rare occasion, these inquiries lead to LECA complaints, and in those instances, their classification is changed to avoid duplication.

LECA

The Law Enforcement Complaints Agency is an independent civilian oversight agency responsible for receiving, managing, and overseeing all public complaints against police officers in Ontario. It ensures complaints are dealt with in a transparent, effective, and fair manner for both the public and the police.





OUR YEAR IN NUMBERS

610 SAFER PUBLIC SPACES
ENGAGEMENTS

42,637 9-1-1 CALLS
RECEIVED



54,023 SOCIAL MEDIA
FOLLOWERS



1000 WELL-BEING
CHECKS

380 ELDER ABUSE
CALLS FOR SERVICE



20 FIREARMS
DESTROYED



6,258 **PIECES
OF SEIZED
PROPERTY &
EVIDENCE**

1,428 **IN-CAR
CAMERA
VIDEO
REQUESTS**

55 **COMPLAINTS
RECEIVED**

950 **CRIME STOPPERS
TIPS**



36 **ROAD RAGE
INCIDENTS**

46 **HATE/BIAS
CRIMES/
INCIDENTS**



9 **VEHICLES
PURCHASED
FOR FRONTLINE**

10 **VEHICLES
RETIRED FROM
FRONTLINE**

Operations Division



UNIFORM COMMUNITY PATROL

COMMUNITY F.I.R.S.T

TRAFFIC SERVICES

MOBILE CRISIS INTERVENTION TEAM (MCIT)

COMMUNITY SERVICES

EMERGENCY RESPONSE TEAM (ERT)

CANINE

COMMUNITY SERVICES

REMOTE PILOTED AIRCRAFT SYSTEM (RPAS)

TRAINING UNIT

AUXILIARY UNIT



Operations Statistics 2024

44.1%↑ CALLS INVOLVING YOUTH
165 CALLS IN 2023
295 CALLS IN 2024

32.4%↓ TRAFFIC COMPLAINTS
1,396 CALLS IN 2023
1,054 CALLS IN 2024

19%↑ SUDDEN DEATH CALLS
145 CALLS IN 2023
179 CALLS IN 2024

All Sudden Death calls require the attendance of a frontline Sergeant and Police Constable. In some cases officers from Forensics and Major Crime attend. In 2024, 38 suspected overdose deaths were investigated as major cases.

0.2%↓ INTIMATE PARTNER VIOLENCE/ FAMILY DISPUTE
2,141 CALLS IN 2023
2,136 CALLS IN 2024




Uniform Community Patrol

Area 1: Central

The heart of our City with a high concentration of restaurants and commercial businesses, government, and residential units. There are several urban park areas along with a marina on Little Lake.

9,020
OCCURRENCES
REQUIRING
POLICE RESPONSE



Area 2: North

The North End of the City with residential along with both commercial and industrial business, schools and Trent University. There are large greenspaces for all to access.

10,049
OCCURRENCES
REQUIRING
POLICE RESPONSE



Area 3: West

Consists of the City's West End which covers a large area of residential, commercial, and industrial. This area includes Fleming College and Peterborough Regional Health Centre.

7,900
OCCURRENCES
REQUIRING
POLICE RESPONSE



Area 4: South/East

Encompasses the South and East End of the City and includes the historic Hunter Street Bridge, a portion of Little Lake and a commercial and retail area that includes Lansdowne Place Mall.

8,837
OCCURRENCES
REQUIRING
POLICE RESPONSE



Uniform Community Patrol

Area 5: Lakefield

Consists of the Village of Lakefield in Selwyn Township. Lakefield is a healthy and vibrant community with a mix of residential, commercial and industrial businesses.

605
OCCURRENCES
REQUIRING
POLICE RESPONSE



Area 6: Cavan-Monaghan

The Township of Cavan-Monaghan, a more rural area that includes the communities of Millbrook, Cavan, Ida, Mount Pleasant and Springville. It also includes the Peterborough Municipal Airport.

1,762
OCCURRENCES
REQUIRING
POLICE RESPONSE



Community F.I.R.S.T


The Community F.I.R.S.T (Community Focused Investigation Response Support Team) Unit began as a pilot project in January 2024 and has demonstrated significant value to the community.

Consisting of one Staff Sergeant and four uniformed patrol officers working in pairs, the Unit also receives support from return-to-work officers as needed.

The Unit consistently engaged with stakeholders and initiated several proactive measures targeting problem areas and addressing crime trends.

The first year of results highlights the Unit's commitment to maintaining public safety, supporting local businesses, and ensuring justice within our community.

A notable investigation led to the arrest of two violent individuals linked to a multi-city crime spree. The spree began with an armed carjacking in another jurisdiction and included multiple crimes across several cities leading to Peterborough where they were arrested and charged.



COMMUNITY F.I.R.S.T

4
Officers

2,733
Calls for Service

464
Arrests

11
Diversions

\$64,000+
Returned Property

Community F.I.R.S.T

“This program is in response to what we have been hearing from the community for several years when it comes to property crimes. The voice and concerns of the community are being heard. We know property crimes have adverse effects on residents and business owners and we want to do a better job in responding to these types of calls. Our officers are responding to high priority calls each, and every day, which means that these types of calls get lower priority. It is frustrating for victims of crime, and it is frustrating for our officers who want to serve the community. It’s what the community expects and deserves.”

Chief Stuart Betts, Peterborough Police Service



News conference after multi-jurisdiction shoplifting scheme arrests, December 3, 2024

Traffic Services Unit

The Traffic Unit is currently comprised of one Sergeant and four Constables.

In 2024, the Unit was often called upon to supplement the frontline in answering calls for service. Provincial Offence Notices (PONs) totalled 5,585 for the Service in 2024. There were 4,420 PON's issued in Peterborough, 261 PON's issued in Lakefield and 904 PONs issued in Cavan Monaghan Township.

These PONs were issued by both Traffic Unit Officers as well as frontline police officers.

The Traffic Unit is the primary response to serious motor vehicle collisions that may involve fatal injuries.

In 2024, there were nine vehicle collision reconstructions as a result of serious or fatal motor vehicle collisions. These investigations take a significant amount of time to complete and require officers with specialized collision reconstruction qualifications.

The Traffic Unit is also constantly monitoring for the fatal four:

- Speeding
- Impaired Driving
- Distracted Driving
- No Seatbelt



Traffic complaint?

peterboroughpolice.com/online-reporting

TOP COLLISION INTERSECTIONS

- 1 Clonsilla Avenue & The Parkway
- 2 Monaghan Road & Parkhill Road W
- 3 Clonsilla Avenue & Sherbrooke Street

130

Impaired Offences

17

RIDE Details

RIDE STATISTICS

5,585

PROVINCIAL OFFENCES NOTICES ISSUED

9

COLLISION RECONSTRUCTIONS



Mobile Crisis Intervention Team

Since 2011, the Peterborough Police Service has had a form of Mobile Crisis Intervention Teams. Currently, there are two teams of one police officer and a mental health worker.

The teams' primary responsibility is dealing with calls for service involving individuals experiencing an acute mental health crisis, provide follow up with individuals and help those, in need, connect with other community agencies.

They are also a liaison with community partners working in the mental health space and have helped reduce the officers' time spent at PRHC with patients waiting to be seen by the Crisis Unit.

In 2024, MCIT apprehended 287 individuals which is a 23.5% decrease from 2023.

There were 944 mental health occurrences in 2024, which is a decrease of 27% from the previous year, highlighting the effectiveness of having mental health professionals to reduce the need for hospitalization. In 2024, there were 3 mental health diversions, which was a decrease from 12 in 2023.

These decreases can be attributed to the team's ongoing proactive efforts, including timely referrals and comprehensive community education.



2
MCIT TEAMS

944
**MENTAL HEALTH
OCCURRENCES**

287 APPREHENSIONS
↓ 23.5% OVER 2023

3 DIVERSIONS

Community Services Unit

Operating under the framework of the four pillars of - Education, Opportunity, Inclusion, and Functioning Family. Comprised of four Constables, the Unit is deeply committed to fostering positive relationships with the community's youth through consistent engagement, outreach efforts, and lockdown drills.

Each officer is tasked with maintaining regular contact with approximately 9-10 schools throughout the academic year.

The officers are trained and certified in Violence Threat Risk Assessment (VTRA), enabling them to proactively address instances of violent behavior

among students. By intervening early, the officers strive to prevent potential escalations of violence and safeguard the well-being of the school community.

The Unit extends its outreach efforts to local Retirement Residences, Special Olympics, and Early Childhood Education (daycare) facilities. Through tailored presentations, the officers promote safety practices and community awareness among diverse demographics.

During the summer months, the Unit is responding to lower-priority calls and providing Foot Patrol in the downtown core.

4
SCHOOL
OFFICERS

40
SCHOOLS

1,580
CALLS FOR SERVICE
↑ 53.2%
OVER 2023
703
REPORTS



Emergency Response Team (ERT)

The *Community Safety and Policing Act (CSPA)* now formally designates police services to have a tactical response within a reasonable time, ensuring a structured and standardized approach to high-risk operations.

In 2024, the Emergency Response Team (ERT) transitioned from a Containment Team to a Tactical Team which means an increase in training and equipment. ERT provide tactical support in high-risk and critical incidents.

ERT has a deployable strength of 14 members, as well as having six fully trained Tactical Paramedics. These TAC Medics are currently employed by

Peterborough Paramedics and assist outside of regular Paramedic duties.

All ERT members are assigned to the front line, ensuring a swift and effective response to high-risk incidents. Their deployment enhances the safety and readiness of uniformed officers while providing the community with immediate tactical support.

The team responded to 42 calls for service in 2024. The volume of calls ERT attend have consistently increased over the past number of years.

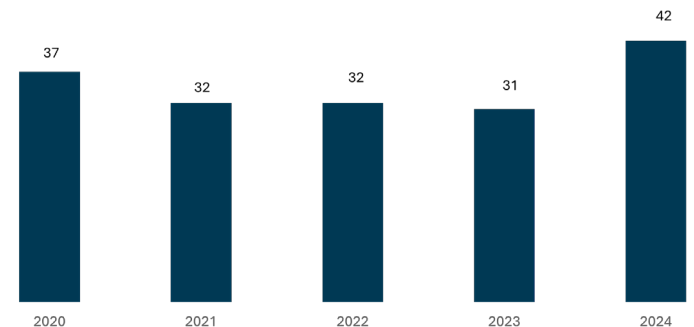
Within these 42 calls the Light Armoured Vehicle (LAV) was utilized on five occasions.



14
ERT
MEMBERS

5 TIMES
LAV
USED

ERT CALLS FOR SERVICE



Canine Unit (K9)

The Canine Unit (K9) provides specialized support in suspect apprehension, search and rescue, drug detection, and firearm detection. K9 is comprised of two dedicated Canine Handlers and three highly trained canines.

The K9 Unit frequently collaborates with the City of Kawartha Lakes, Cobourg, and Port Hope Police Services, as well as the Ontario Provincial Police (OPP).

K9 often assists the Service's ERT and Remotely Piloted Aircraft System (RPAS) operators, providing invaluable assistance.

In 2024, the K9 Unit responded to 818 calls for service resulting in 11 arrests related to weapons, drugs, and driving offenses.

Members of the K9 Unit undergo biannual certification and continuous training mandated by the Ministry.

Moreover, the officers and their canines' actively engage with various community groups and stakeholders through demonstrations aimed at fostering positive relationships and promoting public awareness of their vital role in law enforcement.




Specialty Units

Remote Piloted Aircraft System Unit (RPAS)

The Remote Piloted Aircraft System (RPAS) Unit was formed in 2021 with one qualified officer as a pilot.

In 2024, that number increased to five qualified officers as pilots.

In 2024, the RPAS was used 68 times on a variety of assignments (missing persons, motor vehicle collisions, demonstrations, and public events) and the pilots completed 365 hours of training.



Uniform Financial Crime Coordinator

This position was launched as a pilot project on October 1st, 2024 and aims to enhance coordination with other police services, financial institutions, and connect with community to combat financial crimes more effectively.

One notable success was the arrest of an individual in a sophisticated multi-jurisdictional bank scam that targeted vulnerable elderly individuals within our community. The financial loss was estimated at \$56,000 and the arrest led to fifteen related charges.



Training Unit

On April 1st, the *Community Safety and Policing Act (CSPA)* was enacted. The Act has placed more demand on the type of training that police and Special Constables are mandated to complete.

Each officer is required to complete Ministry-mandated In-Service Training, which equals a minimum of 40 hours, annually. This training is overseen by the Sergeant of the Training Unit, with support from 15 additional officers from the frontline assisting.

In 2024, the total allocated time for In-Service Training exceeded 6,000 hours.

Two Special Constables completed the new training curriculum in 2024 which equated to 200 hours per Special Constable and 80 hours of facilitation overseen by the Unit.

The Canadian Police Knowledge Network (CPKN) is an e-learning platform that also provides a variety of module-based training courses.

In 2024, officers, recruits and civilians completed 34 different courses on-line via CPKN. These courses range in duration, from 20 minutes to 4 hours, and are normally completed during regular scheduled hours.



**6,000 +
IN-SERVICE
TRAINING HOURS**

**34
ONLINE COURSES
FOR MEMBERS**



Auxiliary Unit

The Auxiliary Unit is comprised of volunteers and is overseen by a Sergeant and the Inspector of Operations. The Unit consists of one Inspector, three Staff Sergeants, three Sergeants and 21 Auxiliary Constables. There are currently five vacant positions in the Unit.

In 2024, the Auxiliary Unit received the Community Betterment Award at the Peterborough Civic Awards, recognizing their 3,000 plus hours of volunteer service within our communities in 2023.

The members of the Auxiliary Unit are a vital part of the service provided to the City of Peterborough,

Village of Lakefield, and Township of Cavan Monaghan. Established in 1999, the Auxiliary Unit will celebrate its 25th year in 2024.

The Auxiliary Unit fulfills several roles within the service from the uniform officer Ride Alongs to Home Guard Inspections, Child Seat Installation, large events, parades, and Inspection and Crime Prevention Through Environmental Design (CPTED).



Volunteer With Us

peterboroughpolice.com/auxiliary



3,834
VOLUNTEER
HOURS

485
RIDE-A-LONGS

215 **HOMEGUARD**
PROGRAM

10 **CPTED AUDITS**

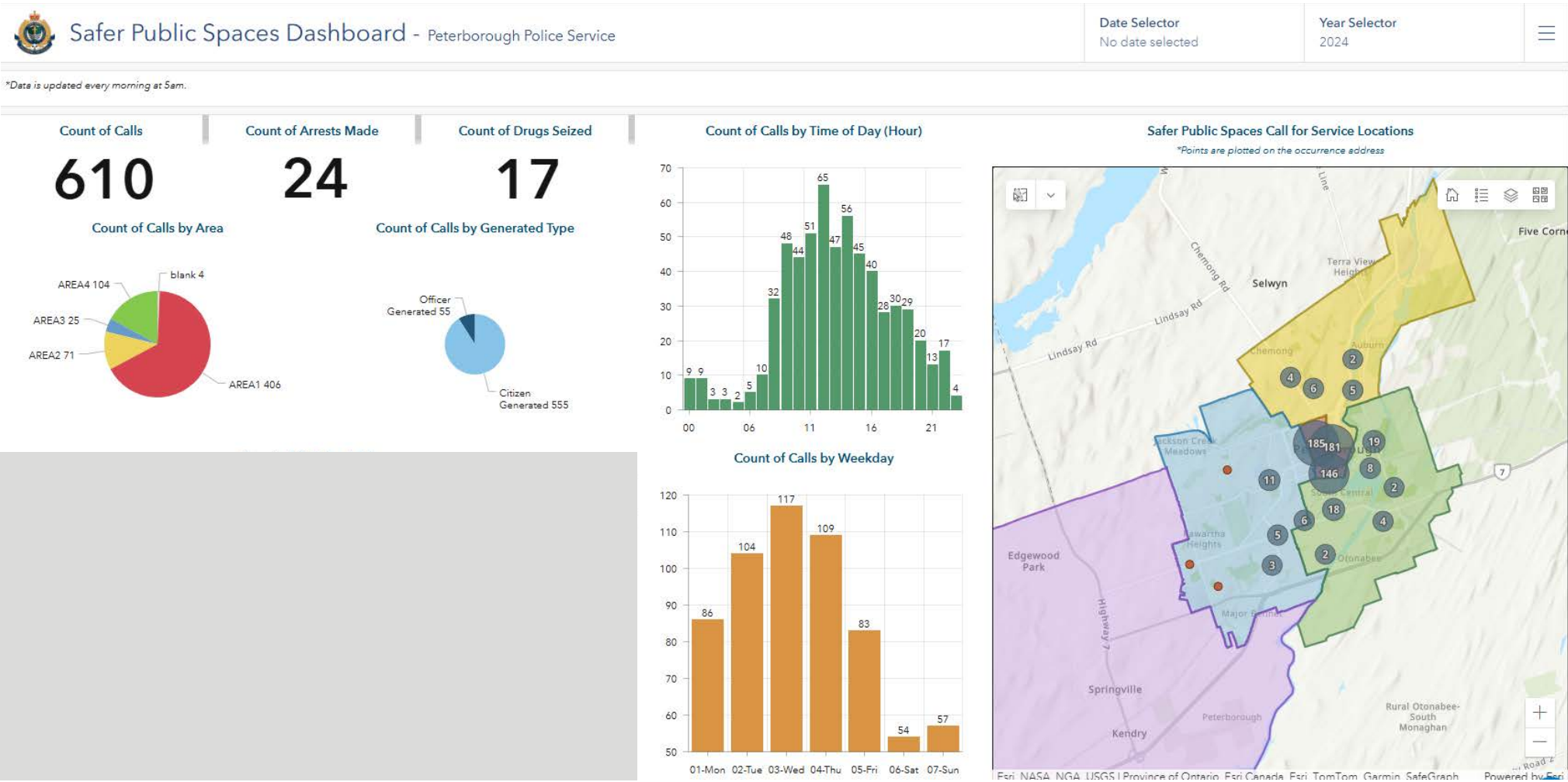
335 **CHILD SEAT**
INSPECTIONS

Safer Public Spaces



Safer Public Spaces is a no tolerance approach when it comes to open air illicit drug use in our community. It is about balancing the needs and expectations of all residents in our community. The Service understands and recognizes the need for a compassionate response for those suffering with addictions and expects officers to be

kind in their engagements with individuals. The Service also knows that the community expects that public places such as parks, places of business, and most importantly places where our children go, such as playgrounds, should also be safe.





IN THE COMMUNITY

It is such an important part of policing to connect with our communities.



Thank you



THANKS FOR REACHING OUT

Thank you to our community members who took the time to share these words.

It means so much to our members. And it is why we do what we do. For community.

These are just a sample of letters, emails, and voicemails we receive.

My husband called the non emergency number for the department about a traffic matter and we were amazed that a patrol car was by within 10-15 minutes (we witnessed him drive by, as we were out in the driveway shoveling). About 5-10 minutes after seeing the patrol car, the officer called to follow up! Unfortunately he didn't see the vehicle, however let me and my husband know that he would keep an eye out, as this was part of his area of patrol.

Thank you for the prompt and courteous service!

Hello! I just wanted to send a note and tell you how impressed I am with the Ptbo Police Service as well as our Paramedics. Yesterday morning just after 8am, I discovered a man lying face down along the trail on McDonnel Street. He appeared to be injured and I called the non-emergency number and was told police and ambulance would be on their way. Three police officers and two paramedics were here in a few minutes. Kudos to PC Gannon who talked to the injured man with care and compassion and was able to talk him into going with paramedics to be treated. I was so impressed that the police and paramedics who treated the man as a human being. Thank you for doing such a great job protecting our community, including those most vulnerable.

Our business was unfortunately the target of a break in a couple of weeks back. No injuries, no losses, just damages to fix.

A quick note to let you know your officers, PC Hicks and PC Holub did a great job on behalf of our City!! PC Hicks even called today to follow up to make sure a Statement of Restitution was clear and ready to go.

In closing, sincere thanks to your team, greatly appreciated by ours!!

Thank you to officers Sgt McGill, PC Conway, PC Thalen, PC Charmley for their compassion and professionalism while conducting a wellness check. They were kind, took their time and demonstrated the highest value of service to both the person and the community.

I saw a young man lying on the sidewalk. I turned around to help and saw an officer had arrived and was talk to the young man. As I stood there I marveled at how patient PC Thayyil was with the incoherent man. Not once did the officer escalate the situation as he tried to help the young man.



Investigative Services



MAJOR CRIME UNIT
STREET CRIME UNIT
INTELLIGENCE UNIT
FORENSIC IDENTIFICATION UNIT
CRIME ANALYSIS UNIT
VICTIM SERVICES UNIT
SPECIAL VICTIMS UNIT
HIGH RISK UNIT
FRAUD UNIT
DRUGS UNIT
E-CRIMES UNIT
SEXUAL OFFENCES UNIT
INTERNET CHILD EXPLOITATION UNIT
CRIME STOPPERS



Investigative Statistics 2024

17.8% ↑ REPORTED CRIME


7,394 CALLS IN 2023
8,713 CALLS IN 2024

2.6% ↑ CRIMINAL CLEARANCE RATE (CCR)

45.4% CCR IN 2023
46.6% CCR IN 2024

↑
**ATTEMPT MURDER
BREAK & ENTER
THEFTS
DRUGS
OFFENSIVE WEAPONS
SEX OFFENCES
ASSAULTS
OTHER**

↓
**HOMICIDE
ROBBERY
THEFT OF VEHICLES
FRAUDS**



Major Crime

The Major Crime has 11 Investigators comprised of one Detective and 10 Detective Constables.

The Community Safety and Policing Grant (CSPG) helps fund several roles including a Major Crime Detective, as well as investigators in the following areas: Human Trafficking, Internet Child Exploitation (ICE), Intimate Partner Violence (IPV)/Elder Abuse and Sex Offences.

In 2024, the Major Crime Unit investigated and cleared two homicides. One, a shooting incident that resulted in the arrest of the offender on the same day.

The other, a stabbing incident which also resulted in an arrest on the same day.

There were seven attempt murder investigations in 2024. Four involved firearms and five separate victims, one strangulation and, in one incident, a motor vehicle was used to intentionally strike the victim.

In 2024, ICE investigators completed 52 Child Pornography investigations, 17 Production Orders and 12 Search Warrants. 11 people were arrested and are currently before the courts.

2 HOMICIDES
1 SHOOTING
1 STABBING

**7 ATTEMPT
HOMICIDES**

**8 AGGRAVATED
ASSAULTS**

**52 CHILD
PORNOGRAPHY
INVESTIGATIONS**

**58 REPORTED
SEXUAL
ASSAULTS**



"Otonabee River Man" Cold Case

The Major Crime Unit also had success in confirming the identity of a homicide victim in a cold case originating in 1988.

In partnership with a Texas-Based company called Othram, as well as the Ontario Forensic Pathology Service, the Major Crime Unit was able to positively identify the remains.

As a result of advanced DNA testing technology, the human remains have been identified as Gerald Durocher. Durocher was born in November 1949 and at the time of his death would have been 38-years-old.

As a result of this identification, investigators have now begun to further investigate the circumstances surrounding the murder of this victim.

In December 2024, a news conference was held to bring as much awareness as possible to the case. These efforts included a video speaking to what investigators know about the case.

You can watch and share it through the Peterborough Police YouTube channel.



[youtube.com/peterboroughpolice](https://www.youtube.com/peterboroughpolice)



Street Crime & High Risk Unit

Street Crime Unit

The Street Crime Unit is comprised of two Detective Constables.

The Street Crime Unit's main responsibility is investigations related to robberies, break and enters, thefts including theft from vehicles as well as stolen vehicles.

High Risk Unit

The High-Risk Unit (HRU) is currently comprised of three Detective Constables. These Investigators are responsible for ensuring the compliance with Court Orders by repeat offenders and parolees, as well as

monitoring, and drafting 810 orders and dangerous offender applications. The HRU also assists the Sex Offences Unit with compliance checks and enforcement related to the Sex Offence Registry (SOR).

The Street Crime and High Risk Units worked closely with each other combining resources on investigations. 2024 saw each Unit identify trends within their respective areas and work together to solve cases including several break and enters and robberies.



62

Robberies

339

Break & Enters

105

Theft of Vehicles

566

Theft from Vehicles

43

High-Risk Unit Arrests

119

Compliance checks of those on bail

Intelligence & Drug Unit

In 2024, there were 213 criminal investigations specific to drugs, reported by citizens or generated by the Peterborough Police Service.

Forty-four of these were cleared by charge, 13 of these were not solved, one was a youth diversion, one was solved and not criminal, and 154 were cleared. The increase in this category can be attributed to the Safer Public Spaces initiative.

Of the 44 charges laid, Intelligence, Crime Analyst and Drug Unit (ICAD) made 18 arrests. Investigations generated by the ICAD unit are generally lengthy investigations and can lead to drug related projects.

Local complaints led to a search warrant in which three people were arrested and charged with firearms and drug trafficking offences.

Cocaine and methamphetamine represented the largest quantity of drugs seized.

6,131 Dilaudid pills were seized after an investigation and search warrant at a local residence. A man was charged with possession for the purpose of trafficking.

18

Arrests

16

Guns Seized

1,724.8g

Cocaine Seized

518.4g

Fentanyl Seized

2,439.8g

Crystal Methamphetamine Seized

\$131,276

Canadian Currency Seized



Forensic Services

The **Electronic Crime Unit (ECU)** has two members: one Detective Constable and one Special Constable. These two members conduct cellular phone, computer extractions and analysis of data, along with advanced acquisitions, data recovery, cell phone and board repair and structured query language analysis.

Since hiring a civilian technician in 2020, there has been an 88% increase in incidents, a 51% increase in devices for process, and a 365% increase in data.

Devices include cell phones, hard drives, computers, thumb drives, laptops etc.

Forensic Identification Services (FIS) is one Sergeant and three Detective Constables, with a civilian Special Constable overseeing the fingerprinting and DNA databank submissions.

FIS works with all members on crime scene examination, evidence examination or educating members on best practices and/or evidence collection.

The Police Service has 34 Scenes of Crime Officers (SOCO) across the Service. They responded to 200 calls for service and increase from 133 in 2023.

INVESTIGATIONS

304 FORENSIC

24 FIREARM

171 ELECTRONIC
CRIME

474 DEVICES
EXAMINED

26 ASSISTS
CHILD PORNOGRAPHY, HOMICIDE
& ATTEMPT MURDER CASES



Victim Services Unit

The Victim Services Unit is comprised of two coordinators who are both registered social workers. These two coordinators are the primary and secondary handlers of the Facility Dog, Pixie. Between the two staff members, Victim Services is represented on six different professional committees. The Victim Services Unit (VSU) made significant strides in 2024, continuing to provide trauma-informed and comprehensive support to individuals and families navigating the aftermath of crime, trauma, and tragic circumstances.

In 2024, Victim Services delivered 33 professional presentations, both internally to PPS Members, and in the Community.

One Victim Services member completed the Children's Grief and Bereavement Certificate delivered through Sick Kids Learning Institute and completed the required training hours to obtain their Certified Clinical Trauma Professional (CCTP).

Victim Services was tasked with reviewing 2,306 incidents in 2024 which is a 2.4% increase over 2023.



2,306
INCIDENT
REVIEWS

12
ON-SCENE
VICTIM SERVICES

53 **FACILITY DOG**
USED

87 **VICTIM IMPACT**
STATEMENTS

51 **COURT**
ACCOMPANIMENT

9-1-1 Communications



The Peterborough Police 9-1-1 Communications Services Division is the Primary Public Safety Answering Point (PPSAP) for all residents of Peterborough as well as the Village of Lakefield and the Township of Cavan Monaghan.

Communications staff are responsible for answering all 9-1-1 calls, prioritizing emergency calls, dispatching, and down streaming 9-1-1 calls for Ambulance and Fire to our emergency partners, and operates 24/7/365.

To comply with NENA (National Emergency Number Association) standards, Communications

staff are required to answer 90% of all 9-1-1 calls within 15 seconds and 95% within 20 seconds. Communications staff continuously meet the NENA standard, and from August 2024 to December 2024, 93.82% of all 9-1-1 calls were answered within 15 seconds, and 97% of the calls were answered within 20 seconds. The average time spent on each 9-1-1 call was 84.9 seconds.

The 9-1-1 Communications Centre is staffed with a Communications Manager, 9-1-1 Coordinator, four Communications Supervisors, twelve full-time Communicators and four part-time Communicators.



42,637*
9-1-1 CALLS

SLIGHT DECREASE IN CALLS DUE TO
CHANGE IN CALL HANDLING SYSTEM

7,047
**NO-ANSWER
CALLS**

119,769 **NON-EMERGENCY
CALLS**

THAT RESULTED IN

37,210 **CALLS FOR
SERVICE**

Support Services



RECORDS MANAGEMENT CLERKS

POLICE REPORT ENTRY CLERKS

COURT SERVICES



Support Services Statistics 2024

32.5%↑ RECORD CHECKS

9,750 REQUESTED IN 2023
12,916 REQUESTED IN 2024

7.6%↓ WARRANTS EXECUTED

1,403 EXECUTED IN 2023
1,296 EXECUTED IN 2024


20.7%↑ REPORT ENTRIES

96,030 REPORTS IN 2023
115,933 REPORTS IN 2024

56.7%↓ ALARM CALLS

886 CALLS IN 2023
384 CALLS IN 2024

The Verified Alarm Response Policy (VARP) took effect March 1, 2024. The program was initiated to reduce the number of false alarms received within the Peterborough Police Service policing areas.



Records Management Department

The Records Management Unit consists of eighteen members: one Records Supervisor, eight Records Management Clerks, one General Inquiry (Lakefield office) Clerk and eight Police Report Entry Clerks.

The Records Management Unit provides administrative support to all internal stakeholders of the Peterborough Police Service including Operational Services, Investigative Services, and Support Services.

The Records Management Unit also provides services to external stakeholders including all levels of government, local businesses, and members of the community.

Workloads in the Records Management Unit continue to grow exponentially due to calls for service, proactive work of specialized units, citizen's use of online reporting and a significant rise in record check applications.


In April 2024, the structure of the Records Management Unit was altered and the individually identified roles historically assigned in silos, were changed to a collective role of "Records Management Clerk". Clerks were cross-trained and able to respond to priority items and increased workloads.

27.1%
INCREASE IN
VULNERABLE
SECTOR CHECKS

8,236 REQUESTED IN 2023
10,470 REQUESTED IN 2024

LESS THAN
10 BUSINESS DAYS
FOR RECORD CHECKS

\$351,365.60
GENERATED REVENUE



Court Services

On April 1, 2024, the Police Services Act was replaced by the *Community Safety and Policing Act (CSPA)*. While the sections may have changed, as court security now falls under section 243 of the CSPA, it is still the responsibility of the Police Service Board.

Court security is accomplished through four full-time Uniform positions, two full-time Civilian Clerk positions, two SPC supervisors, 17 full-time Special Constable (SPC) positions and four part-time SPC positions. The Unit is also responsible for obtaining

fingerprints and DNA samples as the result of Court Orders, civilian requests from Criminal Record Checks, and as required under the Identification of Criminals Act.

SPCs must successfully complete training prescribed by the Solicitor General. The PPS Training Unit developed the first Ministry-approved SPC training course for the PPS. In the fall of 2024, two SPCs hired after April 1, 2024, completed the five week course and successfully passed the Ministry SPC exam.



3
COURTHOUSES

1,318
**PRISONERS
BOOKED**

2,725 **COURT BRIEFS**

437 **COURT-ORDERED
DNA**

2,316 **FINGERPRINTS**

Strategic Communication Services



STRATEGIC COMMUNICATIONS

COMMUNITY ENGAGEMENT & DEVELOPMENT



Strategic Communication Services Statistics 2024

Strategic Communication Services was established in 2024, as a branch of the Executive Services Division of the Service. The Division consists of the Strategic Communications Manager and the Community Development & Engagement Coordinator. The mandate of the Division is to work with all Divisions of the Service to ensure internal and external communications are consistent, clear, professional and engaging. The implementation of the 2024-2027 Strategic Plan has shaped many of the activities and work of this Division.

How we reach out to our community and community partners is important. Our residents and visitors have access to the Police Service 24/7/365 through the website, online reporting portal as well as connection through traditional media releases and news conferences.

To connect with our community partners, Police Service members sit on several local working committees along with developing relationships with local agencies.

The Division is also the lead on searching out, developing and guiding grant proposals.



peterboroughpolice.com



118,000
WEBSITE VIEWS

**8 MEDIA
CONFERENCES**

**6 TOWN HALL
MEETINGS**

**\$1.4M SOUGHT IN
NEW
GRANTS**

**8 COMMUNITY
SESSIONS ON HATE
CRIME/BIAS PER-
CEPTIONS**


Information Technology



INFORMATION TECHNOLOGY

DIGITAL EVIDENCE MANAGEMENT (DEMS)

VIDEO FORENSICS UNIT



Information Technology Statistics 2024

The Information Technology Division consists of the Information Technology (I.T.) Manager, Digital Evidence Management (DEM) Unit and Video Forensics Unit (VFU).

In 2024, there were 83,352 digital evidence items uploaded to the Digital Evidence Management System (DEMS). This was a 78% increase in items uploaded, which was a result of the Service increasing their technology as well as increasing the DEMS staff. The VFU consists of a single

civilian member who is responsible for extracting all the videos that are submitted through online reporting and then creating all the crime bulletins for identification and investigation. The member also attends businesses and extracts video for the Service's needs.

The IT unit continues to work towards a transition from Peterborough Technology Services (PTS) to support the Services needs, and is expected to expand the unit in 2025.

870

CCTV Video Requests

2,145

In-Car Cameras Video Requests

3,013

Disclosure Requests

1,897

Video Extractions

83,352

Pieces of Digital Evidence Uploaded



Strategic Risk Management



POLICY, AUDIT, AND RISK CONTROL
FREEDOM OF INFORMATION (FOI)



Strategic Risk Management Statistics 2024

The Strategic Risk Manager responsible for reviewing, updating, and drafting all procedures for the Service along with conducting audits and risk analysis.

The Service has 189 procedures.

In 2024, 18 procedures were reviewed and updated. Most of these were re-written. In addition, five new procedures were created to comply with the new *Community Safety and Policing Act (CSPA)* which came into force on April 1st, 2024, and/or to meet operational needs. Procedures range from five pages in length to

more than 40 pages depending on the complexity of the subject matter.

The Service experienced an increase in Freedom of Information (FOI) requests in 2024.

The provincial Information and Privacy Commission (IPC) releases an annual report outlining the response rate compliance which includes police services. The Peterborough Police Service had a response rate compliance of 98.9%. This is up considerably from 48.7% in 2022.



Financial Services



FINANCE

FLEET AND FACILITIES

QUARTERMASTER



Financial Services Statistics 2024

The Financial Services Division, led by the Finance Manager, is essential in providing operational support to the Police Service. This entails management of division budgets, special projects, and administrative tasks.

The division's structure includes the Fleet & Facility Coordinator, the Quartermaster & Purchasing Clerk, and, as of June 2024, the Finance Coordinator.

Service demand increased from August to November with the new police facility.

Body armour replacement is necessitated by its five-year lifespan. In 2024, we replaced 52 units and invested in additional inventory to maintain readiness.

In 2024, the Quartermaster moved into a single storage location which has helped with inventory control while also better assisting members of the police service.

9

New Vehicles (5 new/4 used)

10

Vehicles to Auction

\$357,789

Fuel Costs (-0.1% from 2023)

\$221,579

Vehicle Maintenance Costs

2

Buildings to manage



People Services



HUMAN RESOURCES

RECRUITMENT

WELLNESS COORDINATOR

PEER SUPPORT



People Services Statistics 2024

The People Services Division provides a comprehensive range of support, advice, and guidance regarding workforce matters.

Key priorities include supporting new members, reintegrating returning members into the Service, and enhancing our service offerings to members.

The Division has four and a half full-time team members: one Manager, one Disability and Wellness Coordinator, one Payroll and

Benefits Coordinator, and 1.5 FTEs in the Recruiting and Talent Acquisition Unit.

2024 saw an overall decrease in the number of long-term occupational injury/illness claims and in the overall number of members off work or on modified duties.

The Disability and Wellness Coordinator has made significant improvements to member well-being, and supported the successful return to work of five members by revising orientation and reintegration processes, and establishing monthly check-ins with members off work to maintain connections.

31

New Hires (Sworn/Civilian)

3

Retirements (Sworn/Civilian)

11

Resignations (Sworn/Civilian)

5.97 days

Absenteeism Rate

8

Different Wellness Programs



Recruitment

In 2024, despite a challenging recruitment landscape in policing, the Service successfully reached its full complement of authorized strength.

To enhance recruitment efforts, People Services has actively fostered partnerships with community groups, colleges, and universities. Strengthened relationships with institutions such as Fleming College, Durham College, and Trent University have broadened recruitment strategies.

The Peterborough Police Service expanded its Shuttle Run Program in 2024 to attract qualified Police Constable applicants, and raise community awareness.

In 2024, the Service also introduced a Women's Only Shuttle Run on the first Wednesday of each month to encourage more women to pursue policing careers, aligning with the strategic goal of increasing sworn female officers by 5% by 2027.



peterboroughpolice.com/recruitment

COVER STORY

From crisis to solutions

Navigating police recruitment in Canada
By Brittani Schroeder

Canadian police services are grappling with significant recruitment challenges. Across the country, police leaders are striving to build diverse and resilient teams. The task at hand is to attract a new generation of officers who reflect the communities they serve and can address the multifaceted issues of today's world.

Blue Line sat down with Chief Stuart Betts of Peterborough Police Service (PPS), Sgt. Stephanie Johnson of Halifax Regional Police (HRP), Deputy Chief Constable Todd Macneil of Surrey Police Service (SPS), and Alissa Sullivan, Human Resources Manager at Regina Police Service (RPS), to discuss the recruitment challenges facing the country and how these services have tried to overcome them.

National challenges
According to a study released by Statistics Canada, by May 15, 2023, there were 75,475 police officers across Canada, which was almost 900 more officers than on the same date in 2022. However, "despite this increase in police strength in 2023, the rate of police strength in Canada continued the downward trend that started more than 10 years earlier," the study found.

This downward trend is being seen



Officers (left to right): PC Dennis Monkswell, DC Ian Hawes, PC John Benge, PC Camille Dufour.

already facing as a new service. With hundreds of experienced officer positions to fill, they had to ensure that SPS's high hiring volume did not negatively impact neighbouring communities. "If we were only to recruit experienced officers from neighbouring police services, there was a risk that we would disservice other communities. We can't solve our problems by creating new problems for others," explained Macneil.

For HRP, the housing shortage throughout Halifax Regional Municipality has created new challenges for recruiting experienced officers. As Johnson shared, there is a shortage of homes, and the cost of living has increased. "Experienced police officers in Vancouver, Calgary and Toronto who were hoping to move to an area with a lower cost of living and profit by selling their current home have found that this is no longer an advantage," she explained.

Surrey Police had additional factors to consider in their recruiting, which added to the challenges it was

about policing. Study after study has shown that above wages, which is at the top of the list, is a summer. Their wellness is also included a contracted offer for members and their as they recognize that an support system extends to their colleagues and employer. Similarly, as PPS builds trust where leaders empower their members to be problems has been a significant forward. "We all talk about shrinking pool of applicants who are actively doing more," asked Betts. He also had to take a leap of faith projects now, what is necessary, and embrace. Once he "got out of the way who were inspired to do as for the greater good of the citizen and profession could to see what goals could be a

A key lesson learned for that people who grew up a offers long to move back to East Coast. "Our Police recruitment campaign has

69 RECRUITMENT PROCESSES
69 SHUTTLE RUN TRAINING GROUP PARTICIPANTS
11 NEW RECRUITS
2 SWEARING-IN CEREMONIES



Awards & Recognition 2024

In 2024, the Peterborough Police Service presented Service Award recognition of 5, 10, 15, 20, 25 years of service to civilian and sworn members.

- 9 Members 25 years
- 7 Members 15 years
- 8 Members 10 years
- 8 Members 5 years

Thank you for your service.

Nine sworn members received their 20-year Service medal at the Knights of Columbus Police Appreciation night in May.

- Jennifer Bell
- Keith Calderwood
- Grant Eastwood
- Rob Fitzgerald
- Trevor Hickey
- Samuel McCullum
- Jason Morris
- Michael Stephens
- Matthew Thomas



Ontario Women in Law Enforcement (OWLE)

- | | |
|----------------|----------|
| Lori Pilgrim | 30 years |
| Alison Jackson | 30 years |
| Alison Dyer | 25 years |
| Cindy Hoggarth | 25 years |

The Knights of Columbus Meritorious Service Award

2024 Constable Joshua Gibbs
Investigative Services Unit

Carol Winter Humanitarian Award

Constable Dan Mundell



Comparative Statistics



COMPARATIVE STATISTICS	2021	2022	2023	2024	VARIANCE
Personnel					
Authorized Strength - Police	144	143	148	162	8.6%
- Civilian	73	74	80	97	17.5%
Promotions	3	3	1	7	
Retirements	3	4	4	3	-33.3%
Resignations	8	11	13	11	-18.2%
Use of Force					
Oleoresin Capsicum Spray	0	0	0	0	
Impact Weapon / Asp Baton	0	0	0	0	
Firearms					
Human (Drawn)	70	56	38	14	-171.4%
Animal (Dispatched)	15	4	7	8	12.5%
Empty Hand Techniques	21	7	18	17	-5.9%
CEW Drawn	52	29	40	75	46.7%
CEW Deployed	12	6	44	17	-158.8%
Complaints					
Total Complaints (Internal/LECA/Local)	138	102	104	91	-14.3%
LECA Complaints					
Screened Out	20	20	28	28	0.0%
Withdrawn	3	2	4	2	-100.0%
Resolved Informally	0	1	4	1	-300.0%
Hearing	0	0	0	0	
Informal Discipline	0	0	4	10	60.0%
Local Inquiry	85	50	45	36	-25.0%
Unsubstantiated	6	5	7	5	-40.0%
Pending	0	2	2	2	0.0%
Victim Services					
Reports	2,612	2,414	2,252	2,306	2.3%

CRIMINAL STATISTICS	2021	2022	2023	2024	VARIANCE
Homicide					
Murder - 1st & 2nd	2	4	4	2	-100.0%
Attempt Murder	3	2	2	7	71.4%
Manslaughter	0	1	0	0	
Robbery					
With Threat of Violence	16	29	22	59	62.7%
Break and Enter					
Business	166	142	94	111	15.3%
Residence	184	189	145	188	22.9%
Other Break and Enter	18	31	38	30	-26.7%
Theft of Motor Vehicles					
Thefts					
Bicycles	181	156	150	161	6.8%
From Motor Vehicles	658	732	447	566	21.0%
Shoplifting	371	495	1,031	1,508	31.6%
Possession Stolen Goods					
Frauds					
Credit Cards	127	135	232	245	5.3%
Counterfeiting	9	11	5	11	54.5%
Offensive Weapon					
Use Firearm	8	6	4	4	0.0%
Other Offensive Weapons	43	36	26	18	-44.4%
Sex Offences					
Aggravated Sexual Assault	0	0	0	0	
Sexual Assault with Weapon	2	0	1	1	0.0%
Sexual Assault	102	119	108	106	-1.9%
Other Sexual Offences	81	51	53	33	-60.6%
Hate / Bias Crimes/Incidents					
Incidents Charges Laid	5	18	28	27	-3.7%
Incidents Cleared / Mediation	0	13	42	19	-121.1%



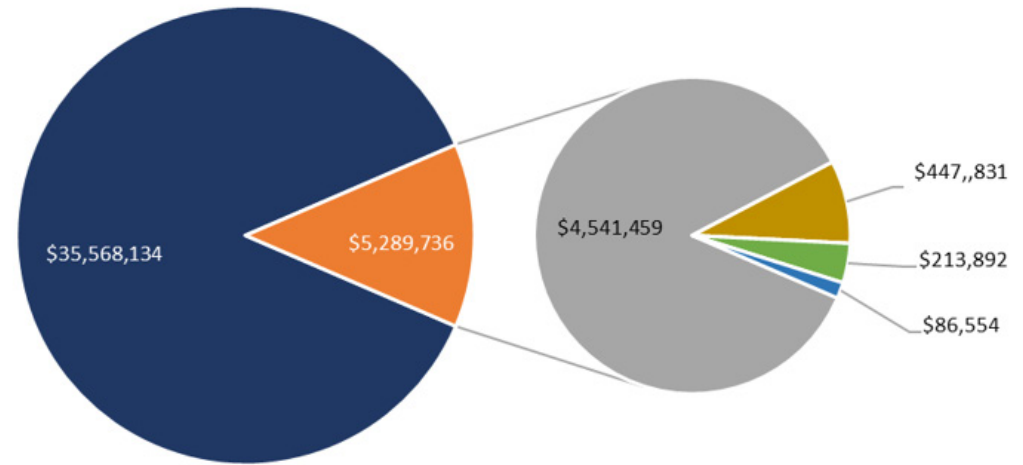
Comparative Statistics

CRIMINAL STATISTICS	2021	2022	2023	2024	VARIANCE
Assaults					
Assault - Level 3/ Aggravated	17	17	13	15	13.3%
Assault - Level 2/ Weapon/ Bodily	138	144	183	200	8.5%
Assault - Level 1/ Other Assaults	255	260	415	518	19.9%
Assault Police / Public Officers	32	26	22	35	37.1%
Other Criminal Code Offences					
Abduction	0	0	0	1	
Arson	8	17	6	13	53.8%
Breach of Probation	420	306	423	473	10.6%
Disturbing the Peace	274	536	447	589	24.1%
Escape Custody	0	0	2	0	
Gaming and Betting	0	0	0	0	
Indecent Acts	41	44	12	17	29.4%
Obstruct Public / Peace Officer	12	19	37	18	-105.6%
Prisoner Unlawfully at Large	0	0	1	0	
Mischief	457	585	583	584	0.2%
Criminal Harassment	80	111	75	128	41.4%
Drugs					
Heroin	3	3	0	3	100.0%
Cocaine	51	40	23	44	47.7%
Cannabis	4	3	4	1	-300.0%
Other Drugs	42	35	17	177	90.4%
Federal Statutes					
Impaired Driving	0	0			
Offences	92	94	145	130	-11.5%
Other C.C. Driving Offences	54	46	72	49	-46.9%
Traffic Enforcement					
Radar/Laser	2932	2628	3330	1653	-101.5%
R.I.D.E. Program					
Vehicles Checked	2304	4353	3371	3063	-10.1%
Tests Administered	130	155	183	246	25.6%
Alcohol Related Suspensions	16	9	4	2	-100.0%

2024 Police Budget

your investment in public safety

Total Operating Budget



Total Expenditures \$40,857,870

Total Revenue \$5,777,824

2024 Net Expenditures \$35,080,046

2024 Approved Budget \$40,471,201



Non-Criminal Statistics

NON-CRIMINAL STATISTICS	2021	2022	2023	2024	% +/-
Abandoned Vehicles	6	7	22	14	-57.1%
Alarms	575	723	625	336	-86.0%
False Alarm Cancelled	288	303	261	48	-443.8%
Animal	147	132	113	164	31.1%
Community Services	1,010	1,146	1,031	499	-106.6%
Dangerous Condition	10	18	1	0	
DNA	252	290	360	437	17.6%
Domestic/Family Disturbance	1,802	1,679	2,141	2,136	-0.2%
Escorts	303	215	387	660	41.4%
Fire Alarms	24	16	18	16	-12.5%
Insecure Property	50	41	55	60	8.3%
Landlord/Tenant	149	174	211	158	-33.5%
Liquor Acts	174	153	108	76	-42.1%
Lost and Found Property	1,231	1,169	1,373	1,411	2.7%
Missing Persons	1	2	0	4	
Missing Persons Located	474	221	360	175	-105.7%
Municipal By-law	202	149	64	150	57.3%
Neighbour Dispute	665	530	559	500	-11.8%
Noise Complaints	1,044	769	753	770	2.2%
Non-Traffic Accident	4	6	10	0	
Police Assistance	3,498	2,574	1,606	2,587	37.9%
Prevent Breach of Peace	349	302	277	293	5.5%
Property Damage	27	15	5	7	28.6%
Provincial Statutes (MHA)	815	896	1,302	954	-36.5%
Strikes	0	2	1	0	
Sudden Deaths	152	199	145	179	19.0%
Suspicious Persons/Vehicle	3,777	2,557	3,141	3,369	6.8%
Telephone Calls	252	264	111	38	-192.1%
Towed Vehicles	93	130	109	151	27.8%

NON-CRIMINAL STATISTICS	2021	2022	2023	2024	% +/-
Traffic Complaints	3,734	3,794	1,396	1,054	-32.4%
Traffic Control	65	53	22	31	29.0%
Calls Involving Youth	197	211	165	295	44.1%
Unwanted Persons	1,543	1,420	1,436	1,460	1.6%
Vehicles Recovered	42	32	59	13	-353.8%
ViCLAS	177	154	144	163	11.7%
Warrants	660	805	918	912	-0.7%
Other Provincial Statutes	679	708	404	687	41.2%
Total Non-Criminal Offences	32,089	28,737	32,064	36,369	11.8%

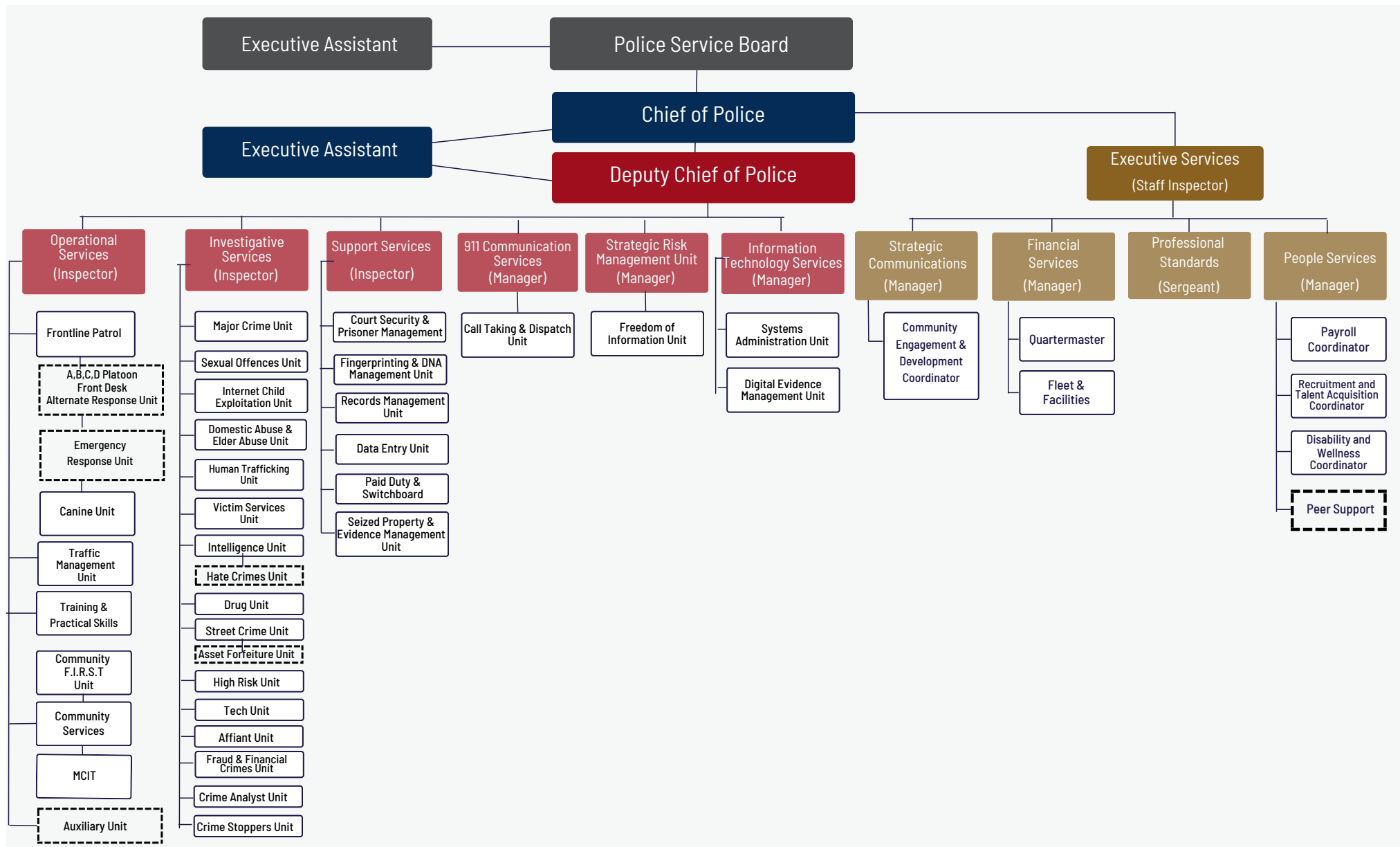
Collection of Identifying Information

Ontario Regulation 400/23 of the *Community Safety and Policing Act* requires the Chief of Police to provide an annual report on the number of regulated interactions between citizens and members of the Peterborough Police Service.

In 2024, there were 0 reported regulated interactions as members of the Peterborough Police Service did not engage with any citizens in a manner that met the requirements of Ontario Reg.400/23.



Organizational Chart





PETERBOROUGH POLICE



Looking for a career or volunteer opportunity where you can make a difference in your community?

We're looking for you.


The Peterborough Police Service has recruitment process for sworn, civilian, and Auxiliary Unit positions.

Please subscribe to our **current opportunities** portal on our website to receive job openings as they are posted.

Learn more: peterboroughpolice.com/recruitment

#areyouready #startyourstory #policerecruitment

Are you ready to trade your ride for ours?
Nah, you don't have to trade; you can do both in #Ptbo



Peterborough Police Service is hiring!



Connect With Us



Professional
Friendly
Helpful





Peterborough Police Service Board – Board Report (Public Session)

To: Members of the Police Service Board
From: Finance/Budget Committee & Executive Assistant
Report Date: June 2, 2025
Meeting Date: June 17, 2025
Subject: 2026 Board Operating Budget – Board Approved

Purpose

A Report to inform the public of the Board-approved 2026 Board Operating Budget.

Recommendation

That the Board receive the Report from the Finance/Budget Committee and the Executive Assistant regarding the Board-approved 2026 Board Operating Budget.

Budget and Financial Implications

The Board's approved operating budget for 2026 is \$412,501 which represents a modest 0.3% increase from 2025. The Board's budget accounts for approximately 1% of the Service's overall operating budget. Additional information is contained in this report.

Background

Historical Board Operating Budgets and Spending:

Year	Budget	Actual	Variance
2016	\$356,920	\$488,727	-\$131,807
2017	\$359,528	\$377,290	-\$17,762
2018	\$359,505	\$313,551	\$45,954
2019	\$351,270	\$350,045	\$1,225
2020	\$358,277	\$320,941	\$37,336
2021	\$294,719	\$325,705	-\$30,986
2022	\$290,865	\$328,796	-\$37,932
2023	\$282,811	\$512,074	-\$229,263
2024	\$401,492	\$387,145	\$14,347
2025	\$411,266	-	

Legal Account:

Legal spending is difficult to predict and is responsible for the Board's deficits from 2013-2017 and again from 2021-2023. In some instances, they were absorbed by the Board's surplus in other accounts or by the Service's surplus. In other years, transfers were made from the legal reserve to cover the shortfall.

Year	Legal Account		
	Budget	Spending	Variance
2016	\$180,000	\$376,906	-\$196,906
2017	\$180,000	\$205,192	-\$25,192
2018	\$180,000	\$147,824	\$32,176
2019	\$180,000	\$88,547	\$91,453
2020	\$180,000	\$126,065	\$53,935
2021	\$130,000	\$139,022	-\$9,022
2022	\$130,000	\$188,921	-\$58,921
2023	\$110,000	\$359,184	-\$249,184
2024	\$220,000	\$213,892	\$6,108
2025	\$220,000	-	

Legal has been the primary reason for the fluctuations in the Board's budget over the past decade and the legal budget has increased due in large part to rising costs related to workplace investigations, PSA/legislated hearings, OIPRD directed hearings, mandated coroner's inquests and SIU matters.

In order to safeguard against fluctuations related to unexpected legal costs, in 2009 the Board established a legal fees reserve. As the Board was able to realize a \$6,108 surplus in the legal account in 2024, a request has been made to the City Treasurer to transfer the surplus to the Policing Legal Fees Reserve account, as is provided for by a motion of City Council. Therefore, the Board has chosen not to make an additional contribution to the legal fees reserve in 2026.

Other Accounts:

Most other operating accounts remain unchanged from 2025, with the exception of an annual increase related to staff total compensation, an increase related to annual membership costs, and a small increase to the incidentals account.

The food budget was reduced due to the Board's move to daytime meetings.

Annual contributions to the Business/Strategic Plan and Recruitment/Consulting reserve accounts remain unchanged from 2025.

Summary

The Board's Finance/Budget Committee and Executive Assistant reviewed the 2026 Board operating budget in early May. The proposed 2026 Board Operating Budget was presented to the Board at the May 20th in-camera meeting and approved as shown below:

Board Budget	2023		2024		2025	2026	Change	
	Approved	Spent	Approved	Spent	Approved	Approved	\$	%
Account								
Operating Accounts	\$149,061	\$129,141	\$157,742	\$149,503	\$162,516	\$168,751	\$6,235	3.8%
Legal	\$110,000	\$359,184	\$220,000	\$213,892	\$220,000	\$220,000	\$0	0.0%
Total Operating Budget:	\$259,061	\$488,325	\$377,742	\$363,395	\$382,516	\$388,751	\$6,235	1.6%
Reserve Accounts:								
Business Plan	\$13,750	\$13,750	\$13,750	\$13,750	\$13,750	\$13,750	\$0	0.0%
Recruitment/Consulting	\$10,000	\$10,000	\$10,000	\$10,000	\$10,000	\$10,000	\$0	0.0%
Legal Fees	\$0	\$0	\$0	\$0	\$5,000	\$0	-\$5,000	-100.0%
Total:	\$282,811	\$512,075	\$401,492	\$387,145	\$411,266	\$412,501	\$1,235	0.3%
Surplus(Transf to Legal Fees Res)/Deficit:		(\$229,264)		\$14,347				

#s are rounded

Prepared by: Lisa Wilson, Executive Assistant

Reviewed by: Drew Merrett, Chair, Finance/Budget Committee
Jeff Leal, Member, Finance/Budget Committee

Peterborough Police Service Board

Policy Critical Points



1.0 Preamble and Authority

- 1.1 WHEREAS subsection 37 (1)(a) of the *Community Safety and Policing Act, 2019, S.O. 2019, c. 1, Sched. 1, ("CSPA")* provides that a Board shall provide adequate and effective policing in the area for which it has policing responsibility as required by Section 10 of the CSPA;
- 1.2 AND WHEREAS subsection 37 (1)(f) of the CSPA provides that a Board shall monitor the Chief of Police's performance;
- 1.3 AND WHEREAS subsection 38 (1)(a) of the CSPA provides that a Board shall establish policies respecting the administration of the police service;
- 1.4 AND WHEREAS subsection 38 (1)(b) of the CSPA provides that the Board shall establish policies respecting the provision of adequate and effective policing in accordance with the needs of the population of the area for which it has policing responsibility;
- 1.5 AND WHEREAS subsection 38 (2) of the CSPA provides that a Police Service Board may establish policies respecting matters related to the Police Service or the provision of policing;
- 1.6 AND WHEREAS the Board deems it expedient to enact this Policy to facilitate effective oversight by ensuring clear and timely information sharing between the Board and Service during periods of elevated organizational risk, thereby supporting the Board's statutory governance and oversight responsibilities.

NOW THEREFORE THE PETERBOROUGH POLICE SERVICE BOARD ENACTS AS FOLLOWS:

2.0 Definitions

In this Policy:

- 2.1 “Act” or “CSPA” means the *Community Safety and Policing Act, 2019, S.O. 2019, c. 1, Sched. 1*, and amendments thereto;
- 2.2 “Board” means the Peterborough Police Service Board;
- 2.3 “Board Member” means a Member of the Peterborough Police Service Board;
- 2.4 “Chair” means the Chair of the Board;
- 2.5 “Chief” means the Chief of the Peterborough Police Service;
- 2.6 “Executive Assistant” means the Executive Assistant appointed by the Board;
- 2.7 “Member” means a member of the Peterborough Police Service; and
- 2.8 “Service” means the Peterborough Police Service.

3.0 Guiding Principles

- 3.1 The Board recognizes that Information sharing between the Service and the Board is foundational to the Board’s effective execution of its oversight responsibilities. In particular, information sharing is crucial during times of elevated organizational risk, such as when facing large-scale events.
- 3.2 This Policy defines such Critical Points and sets out a process to guide the Chief of Police and the Board in identifying them, and ensuring the flow of relevant information from the Service to the Board, so that the Board can most effectively carry out its oversight and governance role, including creating and amending Board policies, setting priorities, asking questions, and providing non-binding advice in relation to operational matters.
- 3.3 The Board acknowledges there are limits to the direction that the Board may give to the Chief of Police, and the importance of respecting those limits. The Board is prohibited by law from directing the Chief of Police with respect to specific investigations, or the conduct of specific operations. Therefore, while the Board may set objectives and priorities for the policing of a Critical Point, the Chief of Police has the authority to determine the methods by which the objective, priority, or outcome will be achieved.
- 3.4 This Policy will not prevent or restrict the Service from exercising its policing powers and authorities, in emergent circumstances, to protect community safety.

4.0 Board Policy

4.1 The purpose of this Policy is to:

- (i) Define the term Critical Point and provide clear and consistent assessment criteria for use in identifying Critical Points as they arise;
- (ii) Describe the type of information the Board requires from the Chief in order to assess potential Critical Points;
- (iii) Describe the information sharing process between the Board and the Service when a Critical Point has been identified/confirmed;
- (iv) Strengthen oversight of the Service, consistent with the Board's legislative responsibilities;
- (v) Ensure accountability of the Service to the Board; and
- (vi) Ensure that the Chief of Police can discharge their duties according to law.

5.0 Critical Points

5.1 A matter of strategic significance that is time-sensitive and which rapidly elevates the Board's operational, financial, reputational or other enterprise risk, and, therefore, calls for the Board's immediate attention and/or preparedness to take action. These include but are not limited to:

- (i) Large scale operations or events for which advance planning and approval by the Service's Command is required;
- (ii) Events or operations that are likely to have a material impact on the Service's relationship with, and service to, marginalized and vulnerable communities; or
- (iii) Events or operations that raise significant policy questions which impact the public.

6.0 Reporting to the Board on Critical Points

6.1 The Chief of Police will inform the Chair of any situation in which the Chief of Police believes a Critical Point has emerged or is likely to emerge and provide the Chair and Executive Assistant, in writing, if operationally appropriate, with further information regarding the Critical Point, including, as appropriate:

- (i) The general nature of the Critical Point;

- (ii) The elevated risk(s) posed by the Critical Point;
 - (iii) Relevant operational and other information necessary for the Board to understand the details of the Critical Point, including an outline of the operational plan, and continuity of Service plans;
 - (iv) Any plans to involve other organizations, including requests to another Chief of Police, or OPP Commissioner for temporary assistance pursuant to Section 19 of the Community Safety and Policing Act;
 - (v) An estimate of the financial impact;
 - (vi) Relevant legislation and other legal requirements that may apply including the need for additional authorities; and
 - (vii) Any ongoing considerations, including resources needed, or policy impacts.
- 6.2 The Chair and/or Executive Assistant will share the information provided by the Chief of Police with Board Members, all of which will be held in the strictest of confidence.
- 6.3 The Chair, in consultation with the Board Members, and in accordance with the Board's Procedural Bylaw, will determine whether there is a need to obtain additional information, create or amend Board policies, and/or provide direction to the Chief in accordance with the Board's policies, duties and responsibilities, including setting objectives and priorities, and if so, whether to call a Special Meeting of the Board, or to include the Critical Point as an item on the Agenda of the Board's next regularly scheduled meeting.
- 6.4 The Chief will continue to update the Board, through the Chair and/or Executive Assistant, on any significant developments, including once the Chief of Police determines that the Critical Point has concluded. In consultation with the Board Members, the Chair may call a Special Meeting of the Board at any time or include an item on the agenda of a regularly scheduled Board Meeting, to discuss the Critical Point.
- 6.5 Identification of Critical Points by the Board
- 6.5.1 When the Chair believes, or is advised by a Board Member(s) that they believe, that a planned or anticipated event may constitute a Critical Point, the Chair shall request the Chief of Police to consider whether, in their view, the event may meet the definition of Critical Point, and either report to the Board in accordance with this Policy, or, alternatively, provide to the Chair reasons that the event in question does not meet the definition of a Critical Point.

6.6 Chief's Autonomy

- 6.6.1 Once the Board has been given the opportunity to set objectives, ask questions, and provide non-binding advice in relation to operational matters, where applicable the Chief will maintain the autonomy to finalize and execute the plans.
- 6.6.2 If, during the duration of a Critical Point, the Board concludes that, in its view, the Board's objectives are not being achieved, the Board will inform the Chief of Police of its conclusion. However, the Chief of Police will remain autonomous in determining the appropriate execution of the plans in order to achieve the mission, objectives and priorities.

7.0 Board and Service Training

- 7.1 The Chief will provide training to ensure that all Command and Service Members from the rank of Inspector and above are trained to recognize the circumstances that may lead to a Critical Point, and to inform the Chief of Police and Command when a potential Critical Point is identified.
- 7.2 The Board will ensure that all current and new Board Members review this Policy to ensure an understanding of the definition of a Critical Point and each member effectively understands their responsibility with regards to the consideration of a Critical Point.

8.0 Public Reporting Requirements

- 8.1 Subject to operational considerations and the advice of the Chief of Police, the Board will publicly disclose, where it is possible to do so without risking the effectiveness of the operation or any other operations, the safety of Service Members or members of the public, or any other operational considerations raised by the Chief:
 - (i) The nature of the operational matter related to a Critical Point; and
 - (ii) Any directions given to the Chief of Police related to a Critical Point.

9.0 Implementation

9.1 This Policy is hereby adopted by the Peterborough Police Service Board on this _____ day of _____ 2025 and shall take effect on _____ day of _____ 2025.

Mary ten Doeschate, Chair
Peterborough Police Service Board



Memo (Public)

To: Chair and Members of the Board
From: Lisa Wilson, Executive Assistant to the Board
Date: May 26, 2025
Meeting Date: June 17, 2025
Subject: Public Announcement of the Auction Fund Grant

Excerpt from the Board's Financial Policy regarding the Auction Fund Account, section 15.6:

- c) Grants will be announced in the next open session as well as correspondence with the applicants.

Announcement:

On May 20, 2025 the Board approved an Auction Fund grant in the amount of \$1,125 to the Lakefield Community Garden in support of a garden expansion benefitting the community and the Lakefield and District Food Bank.

Lisa Wilson, Executive Assistant to the Board

Attachment: Letter to Lakefield Literary Festival



Mary ten Doeschate, Chair

Drew Merrett, Vice-Chair

Mayor Jeff Leal

Councillor Gary Baldwin

Steve Girardi

May 26, 2025

Lakefield Community Garden

Attention: Don Smith, Garden Coordinator

Dear Mr. Smith:

Re: Auction Fund Donation

I am pleased to advise that on May 20, 2025 the Board passed a motion approving an auction fund donation of \$1,125 to the Lakefield Community Garden. The Board is pleased to support this year's garden expansion which will both benefit the Lakefield community and increase food production for the Lakefield and District Food Bank.

A cheque for this donation is enclosed.

Sincerely,

Lisa Wilson,
Executive Assistant

Encl.



Memo (Public)

To: Chair and Members of the Board
From: Lisa Wilson, Executive Assistant to the Board
Date: May 26, 2025
Meeting Date: June 17, 2025
Subject: Public Announcement of the Auction Fund Grant

Excerpt from the Board's Financial Policy regarding the Auction Fund Account, section 15.6:

- c) Grants will be announced in the next open session as well as correspondence with the applicants.

Announcement:

On May 20, 2025 the Board approved an Auction Fund grant in the amount of \$1,000 to the 2025 Lakefield Literary Festival in support of the Children's Tent and Young Writer's Competition.

Lisa Wilson, Executive Assistant to the Board

Attachment: Letter to Lakefield Literary Festival



Mary ten Doeschate, Chair

Drew Merrett, Vice-Chair

Mayor Jeff Leal

Councillor Gary Baldwin

Steve Girardi

May 26, 2025

Lakefield Literary Festival
PO Box 1082
Lakefield, ON K0L 2H0

Attention: Reid Brownscombe, Sponsorship Director

Dear Mr. Brownscombe:

Re: Auction Fund Donation

I am pleased to advise that on May 20, 2025 the Board passed a motion approving an auction fund donation of \$1,000 to the Lakefield Literary Festival. The Board is pleased to once again support the festival and, in particular, the Children's Tent and Young Writers Competition.

A cheque for this donation is enclosed.

Sincerely,

Lisa Wilson,
Executive Assistant

Encl.